



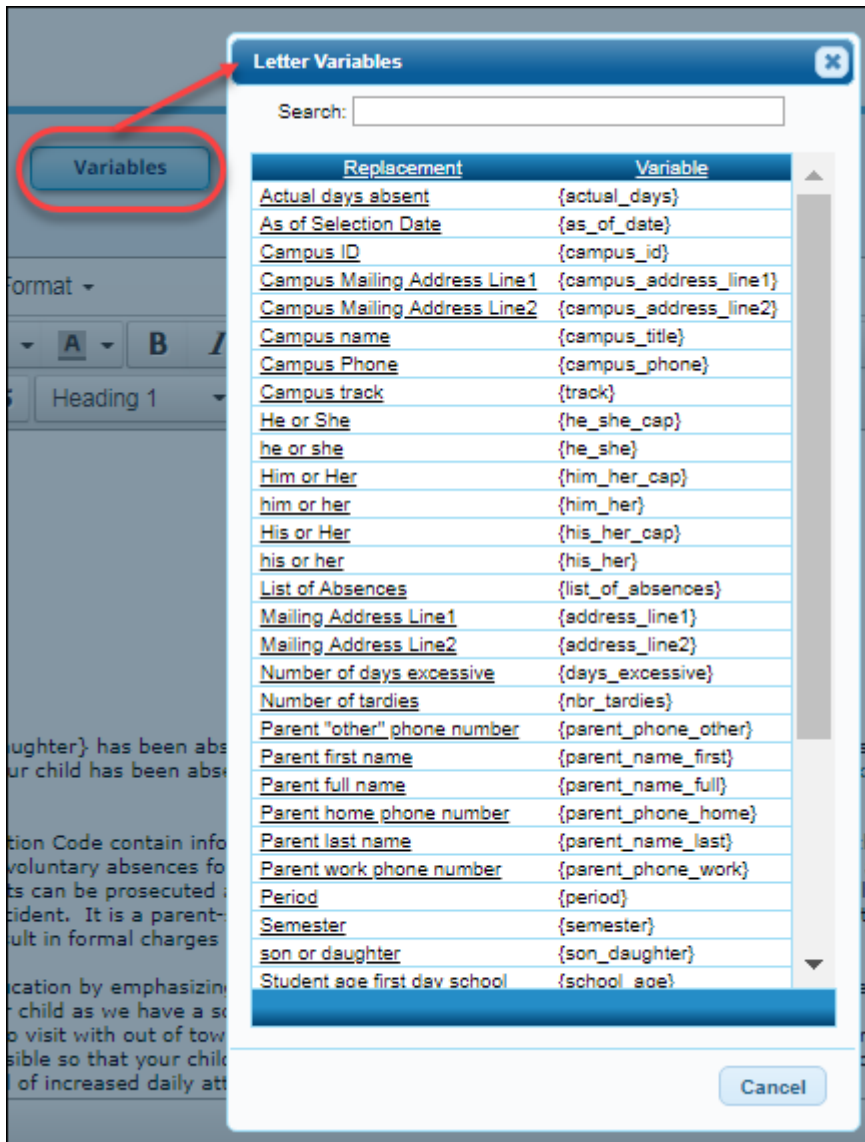
## **select\_variable**



# Table of Contents



The Letter Variables lookup is used to select letter variables when printing attendance, discipline, or health letters. Some variables are not available, depending on the letter type.





### Search for a variable:

Letter variables are listed in alphabetical order by replacement. Replacement describes the content that will appear in place of the variable when letters are generated for students.

[The list can be re-sorted.](#)

You can re-sort the grid by clicking on an underlined column heading. It will sort in ascending order. Click it again to sort in descending order.

A triangle next to the column heading indicates the column by which the grid is currently sorted and whether it is sorted in ascending  or descending  order.

To search for a specific variable, begin typing the replacement text in the **Search** field.

The list is automatically filtered to display the variables that contain the characters you have typed.

- When you locate the variable you want to retrieve, click the replacement.

The lookup closes, and the letter is populated with the selected variable.

- Repeat for the remaining variables.

- Click **Cancel** to close the lookup without selecting a variable.
-



## Back Cover