






srg6000_body

Table of Contents

Parameter	Description
Ending School Year (YYYY)	Type the four-digit ending school year.
Campus ID (Blank for All)	Type the three-digit campus ID, or click  to select the campus . Leave blank to select all campuses in the district.
Local Program Code	(Required) Type the PEB local program code, or click  to select the code.
As of Date (MMDDYYYY)	Type the date, or click  to select the date from a calendar.
Include Withdrawn Students (Y, N)	Y - Include withdrawn students. N - Do not include withdrawn students.



Back Cover