



SGP1000 - Student Personal Graduation Plan

Table of Contents

SGP1000 - Student Personal Graduation Plan 1

SGP1000 - Student Personal Graduation Plan

Graduation Plan > Reports > SGP1000 - Student Personal Graduation Plan

This report allows you to generate student personal graduation plans (PGPs) to give to students and their parents to sign and return, at which point you can update the **PGP Acknowledgment** dates on [Maintenance > Student > Individual Maintenance > PGP](#).

Graduation Plan Reports




- [SGP0100 - District Graduation Plan Detail](#)
- [SGP0200 - Students Lacking Credits for Graduation](#)
- [SGP0350 - Student Graduation Requirements](#)
- [SGP0400 - Educational Planning Transcript](#)
- [SGP1000 - Student Personal Graduation Plan](#)
- [SGP1100 - Graduation Plan Summary](#)

SGP1000 - Student Personal Graduation Plan

Parameter Description	Value	List
Campus ID	<input type="text" value="001"/>	⋮
Current Grade Level (Select Grade Level or Student ID)	<input type="text" value="12"/>	⋮
Student IDs (Blank for All)	<input type="text"/>	⋮
Print Rank And GPA (Y,N,R=Rank Only,G=GPA Only)	<input type="text" value="Y"/>	
Print Acknowledgment Date and Parent's Expectation (Y,N)	<input type="text" value="Y"/>	
Performance Acknowledgment (Y,N)	<input type="text" value="Y"/>	
Include Withdrawn Students (Y,N)	<input type="text" value="N"/>	

[Report field descriptions](#)

<p>STAAR EOC Assessment</p>	<p>Individual Graduation Committee (IGC) Students: For IGC students, I is displayed for Level I in the for any EOC assessment where the student who did not pass with II, III, Approaches, Meets, or Masters, regardless of year assessment was taken.</p> <p>NOTES:</p> <p>A student is considered IGC if he has a record on his most recent enrollment year on Registration > Maintenance > Student Enrollment > Local Programs with the Local Program field set to a code that matches the Local Program for IGC Reporting code on State Reporting > Options (even if there is a withdrawal date in the most recent record). If there is no value specified in State Reporting, the program will look for code <i>IGC</i> in the Local Program field on Registration > Maintenance > Student Enrollment > Local Programs .</p> <p>If student has an End-of-Course Exception for a subject on Grade Reporting > Maintenance > Student > Individual Maint > EOC Exception, this will take precedence over IGC, with <i>ARD Met Standards</i> defaulting to I and <i>AAR Exempt</i> defaulting to N/A.</p> <p>Other than EOC Exception and IGC, subjects taken prior to 2017 will use I, II, III. Subjects taken 2017 and later will use DidNotMeet, Approaches, Meets, Masters.</p>	
<p>SE</p>	<p>SE is Special Explanation (also known as special consideration). If the student takes two sections of the same course in semesters 1 and 2, and if the first course record has a code, the code is displayed. If the first course record is blank but the second course record has a code, that code is displayed. If neither course record has a code, the SE column is blank.</p> <p>SE Codes</p> <ul style="list-style-type: none"> • A - Articulated credit course • C - Correspondence course from an approved higher education institution • D - Dual credit (college course taken for both high school and college credit) • E - Credit by exam (80%) • G - Gifted/Talented • H - Honors • I - IB course • J - Course completed prior to Grade 9 • K - Pre IB Course • L - Local Credit • M - Magnet Course • N - Night School • P - AP Course • Q - Pre AP Course • R - Summer School, Night School, or other instructional arrangement • T - Credit Awarded by Examination (70%) • V - Content modified • X - Innovative Course • Z - Distance Learning • 1 - Course providing PE equivalency or PE waiver • 2 - Part of a coherent sequence of CTE courses for Technology Applications credit • 3 - Transfer credit from non-Texas public school • 4 - CTE course that satisfies another graduation requirement 	
<p>TSIA Scores - Math</p>	<p>Test Scores > Maintenance > Individual Maintenance > TSIA</p>	<p>TSI Mathematics Placement - Score</p>

TSIA Scores - Read	Test Scores > Maintenance > Individual Maintenance > TSIA	TSI Reading Placement - Score
TSIA Scores - Writ	Test Scores > Maintenance > Individual Maintenance > TSIA	TSI Writing Placement - Score
TSIA Scores - WPI	Test Scores > Maintenance > Individual Maintenance > TSIA	TSI WritePlacer - Score
TSIA Scores - ABE	Test Scores > Maintenance > Individual Maintenance > TSIA	ABE Writing Diagnostics - Score
Outstanding Performance on Assessment	<p>The Outstanding Performance on Assessment section displays data as follows:</p> <ul style="list-style-type: none"> • N/A is displayed if the student does not have outstanding performance on any assessment. • ACT is displayed if the student has a composite score of 28 or greater on the ACT test. • PSAT is displayed if the student is commended for the PSAT score. • SAT is displayed if: <ul style="list-style-type: none"> • (Old version) The student has a combined math and reading score of 1250 • (New version) The student has at least 410 on the evidence-based reading section score and 520 on the math section score <p>If a student repeated a grade level, the ending of the first school year separated by "to" and the ending of the second school year displays next to the grade level (e.g., 17 to 18 instead of 17/18).</p>	
Industry Credentials or Certification	Graduation Plan > Maintenance > Student > Individual Maintenance > PGP (if student has a graduation plan)	Industry Credentials or Certification
Industry Credentials or Certification	Registration > Maintenance > Student Enrollment > Demo3 (if student does not have a graduation plan)	Industry Certification 1-15
Parameter	Description	
Campus ID	Type the three-digit campus ID, or click  to select the campus .	
Current Grade Level (Blank for All)	Type the two-character grade level, click  to select the grade level , or leave blank to select all grade levels. Select the student's current year grade level.	
Student IDs (Blank for All)	Type the six-digit student ID number, including all leading zeros. Separate multiple IDs with a comma (e.g., 098321,096476). Or, click  to select the students . Leave blank to select all students.	
Print Rank And GPA (Y, N, R=Rank Only, G=GPA Only)	<p>Y or blank - Print both rank and GPA.</p> <p>N - Do not print rank or GPA.</p> <p>R - Print only rank.</p> <p>G - Print only GPA.</p>	

Parameter	Description
Print Acknowledgment Date and Parent's Expectation (Y, N)	<p>Y - Print the acknowledgment dates and parent expectations if entered on Maintenance > Student > Individual Maintenance > PGP.</p> <p>N - Do not print the acknowledgement dates or parent expectations.</p>
Performance Acknowledgment (Y,N)	<p>Y - Print all Performance Acknowledgment data.</p> <p>N or blank - Do not print Performance Acknowledgment data.</p>
Include Withdrawn Students (Y, N)	<p>Y - Include withdrawn students.</p> <p>N - Do not include withdrawn students.</p>



Back Cover