



Mass Move to Requests

Table of Contents

Mass Move to Requests 1

Mass Move to Requests

Graduation Plan > Utilities > Mass Move to Requests

This utility moves the courses from student graduation plans to course requests in Scheduling by grade level. This is the same function performed on [Maintenance > Student > Individual Maintenance](#); however, the courses are moved for all students in the selected grade level. Withdrawn students are not included.

Update data:

Field	Description
Grade Level	Select the current year grade level of the students for whom you want to move courses to Scheduling course requests. Courses are moved to Scheduling for the student's next year grade level.

Click **Execute**.


You are prompted to confirm that you want to make the change. Click **OK**.

A summary report is displayed, and any exceptions are indicated.


[View, print, or save the report.](#)

Review the report using the following buttons:


Click  to go to the first page of the report.


Click  to go back one page.


Click  to go forward one page.

Click  to go to the last page of the report.

The report can be viewed and saved in various file formats.

Click  to save and print the report in PDF format.

Click  to save and print the report in CSV format. (This option is not available for all reports.) When a report is exported to the CSV format, the report headers may not be included.

Click  to close the report window. Some reports may have a **Close Report**, **Exit**, or **Cancel** button instead.



Back Cover