



## Medical Condition (Table)



# Table of Contents

**Medical Condition (Table)** ..... 1



# Medical Condition (Table)

## Health > Maintenance > Tables > Medical Condition

This tab allows you to maintain a list of campus-defined medical condition codes. User-defined codes begin with UD; only user-defined codes can be added or updated. All other codes are system codes that cannot be changed.

The data in the table populates the **Medical Condition** field on [Maintenance > Student Health > Medical Condition](#).

### Update data:

Existing medical condition codes are listed in order by code. The system codes are listed first, and user-defined codes are listed next.




Click **+Add** to add a medical condition. A pop-up window opens.

Field	Description
<b>Code</b>	Type the five-character code for the medical condition.  The code must begin with UD followed by three characters (e.g., UDABC).
<b>Description</b>	Type a description for the code, up to 80 characters.
<b>level</b>	Select the security level for the medical condition. The more confidential the condition, the higher the security level. For example, select <i>Level 3</i> for a highly confidential condition.

Click **OK** to close the window. The new medical condition is displayed in the grid.

Click **Save**.

### Other functions and features:

	<p><a href="#">Edit a description.</a> Update the fields as needed, click <b>OK</b>, and then click <b>Save</b>. The changes are displayed in the grid. Or, click <b>Cancel</b> to close the window without making changes.</p>
	<p><a href="#">Delete a code.</a></p> <ol style="list-style-type: none"> <li>Click  to delete a row. The row is shaded red to indicate that it will be deleted when the record is saved. You can select multiple rows to be deleted at the same time.</li> <li>Click <b>Save</b>. You are prompted to confirm that you want to delete the row. Click <b>Yes</b> to continue. Otherwise, click <b>No</b>.</li> </ol> <p>You can save edits and delete records in the same step (i.e., the changes are all committed when the record is saved). You cannot delete a medical condition code that is used in a student record.</p>



## Back Cover