



SHS0300 - Nurse's Daily Log Summary

Table of Contents




SHS0300 - Nurse's Daily Log Summary 1

SHS0300 - Nurse's Daily Log Summary

Health > Reports > Health Reports > Daily Log > SHS0300 - Nurse's Daily Log Summary

This report provides totals for information entered in the [Nurse's Daily Log](#), as well as total incidents by period.

Run the report:

Parameter	Description
Begin/End Date (MMDDYYYY, Blank for All)	Type the date, or click  to select the date from a calendar. Leave Begin Date blank to select all dates. Leave End Date blank to use the Begin Date.
Begin/End Period (##, Blank for All)	Type the two-digit period number. Leave Begin Period blank to select all periods. Leave End Period blank to use the Begin Period.
Campus ID (Blank for All)	Type the three-digit campus ID, or click  to select the campus . Leave blank to select all campuses in the district. NOTE: If you select to create the report for all campuses, any campuses excluded from district reporting (i.e., campuses that have the Exclude from District Reporting field selected on Registration > Maintenance > Campus Profile > Campus Information Maintenance > Control Info) are not included in the report. However, you can generate the report for an individual excluded campus by entering the campus ID.
Visitor Type (01-03, 99, Blank for All)	01 - Parent 02 - Staff 03 - Student 99 - Other blank - All
Activity Code (01-23, 99, Blank for All)	Select a two-digit activity code, or leave blank to select all activity codes.
Student ID (Blank for All)	Type the six-digit student ID number, including all leading zeros. Or, click  to select the student . Leave blank to select all students.
Acute/Chronic Illness (A, C, Blank for All)	A - Select only students with acute illnesses. C - Select only students with chronic illnesses. Blank - Select students with acute and chronic illnesses, as well as students with a blank Illness field on Maintenance > Nurse's Daily Log > Detail .

Parameter	Description
Communicable Disease (Y, N, Blank for All)	<p>Y - Select only students with communicable diseases.</p> <p>N - Select only students without communicable diseases.</p> <p>Blank - Select students with and without communicable diseases, as well as students with a blank Communicable Disease field on Maintenance > Nurse's Daily Log > Detail.</p>
Initial/Follow-up Visit (I, F, Blank for All)	<p>I - Select only initial visits.</p> <p>F - Select only follow-up visits.</p> <p>Blank - Select all visits, as well as students with a blank Visit field on Maintenance > Nurse's Daily Log > Detail.</p>
Injury (Y, N, Blank for All)	<p>Y - Select only students with injuries.</p> <p>N - Select only students without injuries.</p> <p>Blank - Select students with and without injuries, as well as students with a blank Injury field on Maintenance > Nurse's Daily Log > Detail.</p>



Back Cover