



State Reporting

Table of Contents

State Reporting - UNDER CONSTRUCTION 1

State Reporting - UNDER CONSTRUCTION



Registration > Maintenance > District Profile > District Maintenance > State Reporting

This tab allows the user to enter data reported in the Education Organization Domain.



Update data:

ASVAB	Select the code indicating if the district or open-enrollment charter school provides students in grade levels 10-12 an opportunity to take the Armed Services Vocational Aptitude Battery (ASVAB) test or a comparable substitute. This field is not displayed prior to 2018-2019. NOTE: As of the 2019-2020 school year, the field is not mandatory at campuses that do not offer grade levels 10-12, per TEDS 2020.2.0. The field is required at campuses with grade levels 10-12.
Family Engagement Plan Link	Type the website address used by the LEA to provide its Family Engagement Plan.
LEA Grievance Link	Type the website address that connects directly to the Local Education Agency's grievance policy.
Local Education Agency Category	Select the Local Education Agency Category and the Local Education Agency Category Description for the School Year.
Education Organization Category	Select the Education Organization Category and the Education Organization Category Description for the School Year.
Program Evaluation Type	Select the Program Evaluation Type that indicates the type of program evaluation tool LEAs use to report the progress of students participating in a High-Quality PK program.



Under **CTE Programs of Study:**

	<p>Delete a row.</p> <p>1. Click  to delete a row. The row is shaded red to indicate that it will be deleted when the record is saved. You can select multiple rows to be deleted at the same time.</p> <p>2. Click Save. You are prompted to confirm that you want to delete the row. Click Yes to continue. Otherwise, click No.</p> <p>You can save edits and delete records in the same step (i.e., the changes are all committed when the record is saved).</p>
Program Code	Select the program code from the drop-down menu.

Under **Gifted and Talented Programs:**

	<p>Delete a row.</p> <ol style="list-style-type: none"> 1. Click  to delete a row. The row is shaded red to indicate that it will be deleted when the record is saved. You can select multiple rows to be deleted at the same time. 2. Click Save. You are prompted to confirm that you want to delete the row. Click Yes to continue. Otherwise, click No. <p>You can save edits and delete records in the same step (i.e., the changes are all committed when the record is saved).</p>
<p>GT Program</p>	<p>Select the program code from the drop-down menu.</p>

Under **Child Care Partnership:**

	<p>Delete a row.</p> <ol style="list-style-type: none"> 1. Click  to delete a row. The row is shaded red to indicate that it will be deleted when the record is saved. You can select multiple rows to be deleted at the same time. 2. Click Save. You are prompted to confirm that you want to delete the row. Click Yes to continue. Otherwise, click No. <p>You can save edits and delete records in the same step (i.e., the changes are all committed when the record is saved).</p>
<p>Operation Number</p>	<p>Enter the number of the childcare facility.</p> <p>ChildCareOperationNumber (E1726) identifies the operation number of the childcare facility which participates in a partnership with a Local Education Agency.</p>



Back Cover