



New Student Enrollment

Table of Contents

New Student Enrollment 1

New Student Enrollment

Registration > Maintenance > Online Registration > New Student Enrollment



This page allows you to review pending new student enrollment requests received from the txConnect parent portal.

Update data:

A list of new student enrollment requests received from txConnect.

- [The list can be re-sorted.](#)



You can re-sort the grid by clicking on an underlined column heading. It will sort in ascending order. Click it again to sort in descending order.

A triangle next to the column heading indicates the column by which the grid is currently sorted and whether it is sorted in ascending  or descending  order.

To search for a new student enrollment record, do one of the following:

Field	Description
Search by Name	Type the student's first and last name.
Search by Key	Type the student's key. This number is generated by ASCENDER ParentPortal when the parent proceeds through the new student enrollment steps.

As you begin typing the name or key, a drop-down list displays records that match the characters you have typed. From the drop-down list you can select the record.

	View the details of a pending enrollment request. The student's enrollment record is displayed on the Register Student page.
	Delete an enrollment record. The row is shaded red and will be deleted when you click Delete .



Back Cover