



SRG0720 - Online Registration Forms Related Reports






Table of Contents

SRG0720 - Online Registration Forms Related Reports 1

SRG0720 - Online Registration Forms Related Reports

Registration > Reports > Registration Reports > Student > SRG0720 - Online Registration Forms Related Reports

This report displays student form data submitted via the standard forms which are provided to parents in ASCENDER ParentPortal/ASCENDER ParentPortal. Various reports can be printed depending on the **Report Name** selected.

Parameter	Description
Campus ID	Type the three-digit campus ID, or click  to select the campus .
Grade Level (Blank for All)	Type the two-character grade level, click  to select the grade level , or leave blank to select all grade levels.
As of Date (MMDDYYYY)	Type the date, or click  to select the date from a calendar. This date cannot be prior to the date when the form was submitted. For example, if the student registered on 8/27/19, but the form was not submitted until 9/15/19, you must enter 9/15/19 for the As Of Date ; otherwise, the report will not be generated.
Report Name	<p>Click  to select a report. The report heading changes according to the selected report.</p> <ul style="list-style-type: none"> • If you select one of the <i>Data Differences</i> reports, the report lists students who have different information in ASCENDER ParentPortal/ASCENDER ParentPortal than in ASCENDER. The differing information is highlighted. • If you select one of the <i>Release Denials</i> reports, the report lists students who denied release of directory information to one or more publications or requestors. • If you select the <i>Food Allergy Disclosure</i> report, the report lists only modified data columns. • The other reports list the students who have submitted the associated form and the data submitted.
Directory Type (Blank for All)	<p>This only applies if you selected <i>Student Directory Information Release Denials</i> for Report Name.</p> <p>Click  to select a directory type. The lookup lists the directories identified on the <i>Student Directory Information Release</i> standard form.</p>
Page Break on Grade Level (Y, N)	<p>Y or blank - Insert a page break after each grade level.</p> <p>N - Do not insert page breaks.</p>



Back Cover