



# **SRG1100 - Student Status Changes**



# Table of Contents

**SRG1100 - Student Status Changes** ..... 1






# SRG1100 - Student Status Changes

**Registration > Reports > Registration Reports > Program > SRG1100 - Student Status Changes**

This report lists all withdrawal/reentry records for enrollment and special programs for the current school year.

## Run the report:

Parameter	Description
<b>Ending School Year (YYYY)</b>	Type the four-digit <b>ending</b> school year.
<b>Campus ID (Blank for All)</b>	Type the three-digit campus ID, or click  to <a href="#">select the campus</a> . Leave blank to select all campuses in the district.  <b>NOTE:</b> If you select to create the report for all campuses, any campuses excluded from district reporting (i.e., campuses that have the <b>Exclude from District Reporting</b> field selected on <a href="#">Registration &gt; Maintenance &gt; Campus Profile &gt; Campus Information Maintenance &gt; Control Info</a> ) are not included in the report. However, you can generate the report for an individual excluded campus by entering the campus ID.
<b>Student ID (Blank for All)</b>	Type the six-digit student ID number, including all leading zeros. Or, click  to <a href="#">select the student</a> . Leave blank to select all students.
<b>Grade Level (Blank for All)</b>	Type the two-character grade level, click  to <a href="#">select the grade level</a> , or leave blank to select all grade levels.
<b>Print W/R Enroll Comments (Y, N)</b>	Y - Print the comments that correspond to the student's enrollment records.  N - Do not print W/R enrollment comments.



## Back Cover