



srg1900genericprogramsenrollmentcount

Table of Contents




SRG1900 - Generic Programs Enrollment Count 1

SRG1900 - Generic Programs Enrollment Count

Registration > Reports > Registration Reports > Program > SRG1900 - Generic Programs Enrollment Count

This report lists students who have been enrolled in a specified generic program, as well as special program withdrawal dates and reasons. Campus totals are displayed for each included campus. A report total is displayed at the end of the report.

Run the report:

Parameter	Description
Ending School Year (YYYY)	Type the four-digit ending school year.
Campus ID (Blank for All)	Type the three-digit campus ID, or click  to select the campus . Leave blank to select all campuses in the district. NOTE: If you select to create the report for all campuses, any campuses excluded from district reporting (i.e., campuses that have the Exclude from District Reporting field selected on Registration > Maintenance > Campus Profile > Campus Information Maintenance > Control Info) are not included in the report. However, you can generate the report for an individual excluded campus by entering the campus ID.
Generic Special Program Code	Type the code for the local program, or click  to select the code .
As of Date (MMDDYYYY)	Type the date, or click  to select the date from a calendar.
Include Withdrawn Students (Y, N)	Y - Include withdrawn students. N - Do not include withdrawn students.
Print Student SSN (Y, N, M)	Y - Print the entire social security number. N - Print XXX-XX-XXXX for the social security number. M - Print the masked social security number (e.g., XXX-XX-1234).



Back Cover