



SRG6010 - Pandemic Electronic Benefit Transfer (P-EBT)

Table of Contents

SRG6010 - Pandemic Electronic Benefit Transfer (P-EBT) 1

SRG6010 - Pandemic Electronic Benefit Transfer (P-EBT)

Registration > Reports > Registration Reports > Student > SRG6010 - Pandemic Electronic Benefit Transfer (P-EBT)

This report provides a report and extract for P-EBT extension of the 2021-2022 school year. The extract is used to submit the information for students that qualify for the P-EBT benefit. Districts must use the file generated using the **PDF** button and submit their file electronically via <http://www.YourTexasBenefits.com>.

NEW for 2022-2023: Only one file is required by TEA instead of two.

- The file should contain last year students and this year students and should use the file name convention of 123456_2022_S3_File1.csv.
- Multiple files can be uploaded if needed with the designation _File1, _File2, _File3, etc.
- The NEFile1 naming convention is no longer valid.





To code a student that should appear on this report to submit in the P-EBT submission, the following is required:

- **First Criteria:** Local education agencies (LEAs) will upload 2021-2022 students that were enrolled in an National School Lunch Program (NSLP) eligible campus and are economically disadvantaged ('01' or '02') or they were identified as homeless, foster care or migrant. In this file they will also load all students enrolled at a Provision 2 (P2) or Community Eligibility Provision (CEP) eligible campus during the 2021-2022 school year.
 - The district will indicate the NSLP, P2 and CEP by using the report parameters.
- **Second Criteria:** LEAs will upload students that became newly eligible for free or reduced-price meals between July 1-August 29, 2022. Newly eligible will also include any 2022-2023 new, first year participating NSLP, P2, or CEP campus with students that submitted a newly eligible qualifying application between July 1, 2022, and August 29, 2022.
 - The district must set up a new local **Program Code** called **PBT** on *Registration > Maintenance > District Profile > Local Program Codes*.
 - The campus must add the **PBT Program Code** on *Registration > Maintenance > Campus Profile > Campus Local Program Codes*.

Timeline:

- **10/31/22** - The Texas Health and Human Services Commission (HHSC) *YourTexasBenefits* (YTB) portal opens for districts to upload student data.
- **10/31/22 through 11/11/22** - Districts upload files with combined student data (SY21-22) and newly NSLP eligible students.

Run the report:

Parameter	Description
Ending School Year (YYYY)	Type 2021-2022 for the four-digit ending school year.
NSLP	Type the three-digit campus ID, or click  to select the campus . Use a comma to separate campus IDs when entering more than one three-digit code (ex: 001, 002, 042).
P2	Type the three-digit campus ID, or click  to select the campus . Use a comma to separate campus IDs when entering more than one three-digit code (ex: 001, 002, 042).
CEP	Type the three-digit campus ID, or click  to select the campus . Use a comma to separate campus IDs when entering more than one three-digit code (ex: 001, 002, 042).
Student ID	Type the six-digit student ID number, including all leading zeros, or click  to select multiple students.
Report (R) or P-EBT File (F)	Enter an R to generate a PDF report. Enter an F to generate a .csv file.



Back Cover