



# Cafeteria Import



# Table of Contents

**Cafeteria Import** ..... 1



# Cafeteria Import

## Registration > Utilities > Cafeteria Import

This utility imports economic disadvantage codes from a comma-delimited text file from a third-party cafeteria system. The import overwrites the **Eco Disadvan** field on [Maintenance > Student Enrollment > Demo1](#).

[Click here](#) to view the interface (PDF format).

### Import data:

A pop-up window prompts you to locate and select the import file. Click **Browse** to locate the file. Select the text file that has records beginning with CAFIMP.


| Field                | Description                          |
|----------------------|--------------------------------------|
| <b>File Selected</b> | The selected file name is displayed. |

Click Submit.


- You are prompted to confirm that the correct file is selected. Click **Yes**.
- When the import is complete, a message is displayed indicating the number of economic disadvantage codes written to the database and the number of error records. Click OK.
- The import listing is displayed. [Review, save, and/or print the report](#).

### Review the report using the following buttons:


Click  to go to the first page of the report.


Click  to go back one page.


Click  to go forward one page.

Click  to go to the last page of the report.

### The report can be viewed and saved in various file formats.

Click  to save and print the report in PDF format.

Click  to save and print the report in CSV format. (This option is not available for all reports.) When a report is exported to the CSV format, the report headers may not be included.

Click  to close the report window. Some reports may have a **Close Report, Exit, or Cancel** button instead.

Click Preview Errors to view the error listing.

Errors are created if the import file contains any of the following:

Invalid eco disadvantage codes

A student campus ID that does not equal the campus ID from the import file

A student ID that is not found on the campus ID from the import file

A date of birth from the import file that does not match the student's date of birth record at the campus

A student name in the import file that does not match the enrollment record at the campus. In this case, the data is still imported, but the name is not overwritten.

Errors are sorted by campus

Review, save, or print the report. Click [Preview Report](#) to return to the import listing.



## Back Cover