



## Group Course Change



# Table of Contents







**Group Course Change** ..... 1



# Group Course Change

## Scheduling > Maintenance > Group Course Change

This page allows you to make course changes for a group of students at one time.

Field	Description	
Method	<b>Move Students from one Course to another Course</b>	This option moves students from the <b>From</b> course to the <b>To</b> course if they also meet the criteria specified under <b>Students</b> .
		<b>From</b> Click  to <a href="#">select the course</a> in which the students are currently enrolled.
		<b>To</b> Click  to <a href="#">select the new course</a> .
	<b>Add Course for Students enrolled in a Specific Course</b>	This option adds the <b>Add</b> course for students enrolled in the <b>If</b> course if they also meet the criteria specified under <b>Students</b> .
		<b>If</b> Click  to <a href="#">select the course</a> in which the students are currently enrolled.
		<b>Add</b> Click  to <a href="#">select the course</a> to be added.
	<b>Drop Students from a Specific Course</b>	This option drops the <b>Drop</b> course for students who are enrolled in that class and meet the criteria specified under <b>Students</b> .
		<b>Drop</b> Click  to <a href="#">select the course</a> to be dropped.
	<b>Add Students to a Specific Course</b>	This option adds the <b>Add</b> course or proxy for students who meet the criteria specified under <b>Students</b> .
		<b>Add</b> Click  to <a href="#">select the course</a> to be added.

Click **Start**. A message is displayed indicating the group course change that will occur and the number of students affected.

Click **Details** to view the group course change report.

Click **Commit** to continue with the change. The student schedules are changed according to the selections.



## Back Cover