



Partially Scheduled Students (Live Scheduling Load)

Table of Contents

Partially Scheduled Students (Live Scheduling Load) 1

Partially Scheduled Students (Live Scheduling Load)

Scheduling > Maintenance > Live Scheduling Load > Partial Sched Stu

This tab generates the Partially Scheduled Students report for the scheduling load.

The report lists the number of unscheduled and scheduled course requests and total course requests. The numbers are computed using the period control (i.e., the number of class periods per day the course meets multiplied by the number of semesters taken).

The report lists the student ID, grade level, and name of partially scheduled students. The following information is also displayed:

- **# Unsched** - The number of courses that could not be scheduled, as identified using the period control.
- **# Sched** - The number of courses that were scheduled, as identified using the period control.
- **Tot Requests** - The total period control for the courses that the student requested.

Print and review the report before accepting the load.

View report:

Enter report criteria:


| | |
|-------------------|--|
| Grades | Select a grade level, or select <i>All</i> to include all grade levels. |
| Student ID | Type the student ID. Leading zeros are not required. Or, click Directory to select one or more students from the directory . Leave blank to include all students. |

Click **Retrieve Report**.


- [Review, save, or print the report.](#)

Review the report using the following buttons:


Click  to go to the first page of the report.



Click  to go back one page.

Click  to go forward one page.

Click  to go to the last page of the report.

The report can be viewed and saved in various file formats.

Click  to save and print the report in PDF format.

Click  to save and print the report in CSV format. (This option is not available for all reports.)
When a report is exported to the CSV format, the report headers may not be included.
Click  to close the report window. Some reports may have a **Close Report**, **Exit**, or **Cancel** button instead.



Back Cover