



## Individualized Education Program (IEP) Goals



# Table of Contents

**Individualized Education Program (IEP) Goals ..... 1**



# Individualized Education Program (IEP) Goals

**Special Education > Maintenance > District > IEP Goals Objectives > IEP Goals**

Every student enrolled in special education must have an Individualized Education Program (IEP) that describes the student's educational goals and objectives. The IEP Goals tab allows district-level employees to create a list of IEP goals. Then campus-level employees can include any of these goals in a student's IEP.

A goal is a subject area in which the student is to be instructed. Each goal is associated with a series of performing objectives, and each performing objective is associated with a series of enabling objectives.

## Update data:

Existing goals are displayed.




Click **+Add** to add a goal. A pop-up window opens.

Field	Description
Goal	Type a two-character ID for the goal.
Description	Type a description for the goal, up to 50 characters.

Click **OK** to close the window.

Click **Save**.

## Other functions and features:

	<b>Edit a record.</b> Update the fields as needed, click <b>OK</b> , and then click <b>Save</b> . The changes are displayed in the grid. Or, click <b>Cancel</b> to close the window without making changes.
	<b>Delete a row.</b> <ol style="list-style-type: none"><li>1. Click  to delete a row. The row is shaded red to indicate that it will be deleted when the record is saved. You can select multiple rows to be deleted at the same time.</li><li>2. Click <b>Save</b>. You are prompted to confirm that you want to delete the row. Click <b>Yes</b> to continue. Otherwise, click <b>No</b>.</li></ol> <p>You can save edits and delete records in the same step (i.e., the changes are all committed when the record is saved).</p>



## Back Cover