



# Individualized Education Program (IEP) Goals



# Table of Contents

**Individualized Education Program (IEP) Goals ..... 1**



# Individualized Education Program (IEP) Goals

## *Special Education > Maintenance > District > IEP Goals Objectives > IEP Goals*

This tab allows the district to create a list of IEP goals.

Every student enrolled in special education must have an Individualized Education Program (IEP) that describes the student's educational goals and objectives. A goal is a subject area in which the student is to be instructed. Each goal is associated with a series of [Performing Objectives](#), and each Performing Objective is associated with a series of [Enabling Objectives](#).

Once IEP goals are created by the district, the campus staff can include any of these goals in a student's IEP.

### Update data:

Existing goals are displayed.




Click **+Add** to add a goal. A pop-up window opens.

Field	Description
<b>Goal</b>	Type a two-character ID for the goal.
<b>Description</b>	Type a description for the goal, up to 50 characters.

Click **OK** to close the window.

Click **Save**.

### Other functions and features:

	<p><a href="#">Edit a record.</a></p> <p>Update the fields as needed, click <b>OK</b>, and then click <b>Save</b>. The changes are displayed in the grid. Or, click <b>Cancel</b> to close the window without making changes.</p>
	<p><a href="#">Delete a row.</a></p> <ol style="list-style-type: none"> <li>Click  to delete a row. The row is shaded red to indicate that it will be deleted when the record is saved. You can select multiple rows to be deleted at the same time.</li> <li>Click <b>Save</b>. You are prompted to confirm that you want to delete the row. Click <b>Yes</b> to continue. Otherwise, click <b>No</b>.</li> </ol> <p>You can save edits and delete records in the same step (i.e., the changes are all committed when the record is saved).</p>



## Back Cover