



## Individualized Education Program (IEP) Goals



Table of Contents

Individualized Education Program (IEP) Goals ..... 1



# Individualized Education Program (IEP) Goals

**Special Education > Maintenance > District > IEP Goals Objectives > IEP Goals**

This tab allows the district to create a list of IEP goals.

Every student enrolled in special education must have an Individualized Education Program (IEP) that describes the student's educational goals and objectives. A goal is a subject area in which the student is to be instructed. Each goal is associated with a series of [Performing Objectives](#), and each Performing Objective is associated with a series of [Enabling Objectives](#).

Once IEP goals are created by the district, the campus staff can include any of these goals in a student's IEP.

## Update data:

Existing goals are displayed.




☐ Click **+Add** to add a goal.

A pop-up window opens.

<b>Goal</b>	Type a two-character ID for the goal.
<b>Description</b>	Type a description for the goal, up to 50 characters.

☐ Click **OK** to close the window.

☐ Click **Save**.

	<b>Edit a record.</b> Update the fields as needed, click <b>OK</b> , and then click <b>Save</b> . The changes are displayed in the grid. Or, click <b>Cancel</b> to close the window without making changes.
	<b>Delete a row.</b> 1. Click  to delete a row. The row is shaded red to indicate that it will be deleted when the record is saved. You can select multiple rows to be deleted at the same time.  2. Click <b>Save</b> . You are prompted to confirm that you want to delete the row. Click <b>Yes</b> to continue. Otherwise, click <b>No</b> .  You can save edits and delete records in the same step (i.e., the changes are all committed when the record is saved).



## Back Cover