



## Program Information (Next Year)



# Table of Contents

**Program Information (Next Year) ..... 1**



# Program Information (Next Year)

## Special Education > Maintenance > Student Sp Ed Data > Next Year > Program Information

This tab allows you to maintain next year program information for a student enrolled in special ed, including the student's related services and hearing/visual impairment.

### Update data:


[Select a student](#)



To retrieve a student's records, select the student in one of the following ways:

<b>Student</b>	<p>Begin typing the student ID (with leading zeros) or last name. As you begin typing, a drop-down list displays students whose ID or last name <i>begins with</i> the numbers or characters you have typed. The drop-down list displays the students' full name and grade level. From the drop-down list you can select the student.</p> <p>The student can also be located by typing the name in one of the following formats:</p> <ul style="list-style-type: none"> <li>• Last name, comma, first name (smith, john)</li> <li>• Last name initial, comma, first name initial (s,j)</li> <li>• Comma, first name (,j)</li> </ul>
<b>Texas Unique Student ID</b>	<p>Type all or part of the student's Texas Unique Student ID to retrieve students whose ID <i>begins with</i> the characters you typed.</p> <p>If the student does not have a Unique ID, click <a href="#">TSDS Unique ID</a> button to connect to the TSDS Unique ID Web Service and obtain an ID. Your LEA must have the appropriate credentials through Texas Education Agency Login (TEAL) before this functionality can be used.</p> <p>Review the <a href="#">Assign a TSDS Unique ID</a> guide for additional information.</p>
<b>Directory</b>	<p>Click to select a student from the <a href="#">Directory</a>.</p>
<b>(photo)</b>	<p>If a photo exists for the student, the student photo is displayed.</p> <p>From <a href="#">Registration &gt; Maintenance &gt; Student Enrollment</a>, you can change the student photo:</p> <ol style="list-style-type: none"> <li>1. Hover over the image, and click <b>Change</b>. The Change Student Photo window opens.</li> <li>2. Click <b>Choose File</b>. Locate and open the file for the new image.</li> <li>3. Click <b>Save</b>. The window closes, and the new image is displayed.</li> </ol> <p>Photos are not displayed in all applications. They are displayed in Attendance (Inquiry), Discipline, Grade Reporting, Graduation Plan, Health, Registration, and Scheduling. They are not displayed in Special Ed or Test Scores.</p>

<b>Special Ed Next Year</b>	<p>Indicate the student’s special ed participation for the next school year.</p> <p>This field is used in the Annual Student Data Rollover (ASDR) process in conjunction with the <b>Drop Special Ed Record for New School Yr (if Special Ed Next Yr = N)</b> field on <a href="#">District Administration &gt; Utilities &gt; Annual Student Data Rollover</a>. The possible combination of these two fields and their results when ASDR is described in <b>Special Program Options</b> section.</p> <p>Blank - Roll over the student’s current year special ed data to the next year.</p> <p>Y - Merge the changed next year fields with the current year data during ASDR. If any of the following fields is selected, it is merged with the next year records:  <b>Multi Disability</b>  <b>Early Childhood Intervention</b>  <b>Preschool Program (PPCD)</b>  <b>Medically Fragile</b>  <b>Adaptive PE</b>  <b>Adaptive Equipment</b>  <b>Assistive Technology</b>  <b>Special Seating</b>  <b>Wheelchair Code</b></p> <p>Fields that are not selected will not be merged.</p> <p>N - Do not create next year special ed records for the student in Special Education or Registration. The <b>Drop Special Ed Record for New School Yr (if Special Ed Next Yr = N)</b> field must also be selected.</p> <p>If blank or N, all fields on the Next Year tabs are disabled.</p>
-----------------------------	---

Under **Program Information**:

<b>Primary Disability</b>	<p>Select the student’s primary disability.</p> <p>This field is maintained on <a href="#">Registration &gt; Maintenance &gt; Student Enrollment &gt; SpecEd</a></p>
<b>Secondary Disability</b>	<p>Select the student’s secondary disability.</p> <p>This field is maintained on <a href="#">Registration &gt; Maintenance &gt; Student Enrollment &gt; SpecEd</a></p>
<b>Tertiary Disability</b>	<p>Select the student’s tertiary disability.</p> <p>This field is maintained on <a href="#">Registration &gt; Maintenance &gt; Student Enrollment &gt; SpecEd</a></p>
<b>Multi Disability</b>	<p>The field is selected if the student is multiply disabled.</p> <p>This field is maintained on <a href="#">Registration &gt; Maintenance &gt; Student Enrollment &gt; SpecEd</a></p>
<b>Instructional Setting</b>	<p>Click  to <a href="#">select the instructional setting</a> in which the student will be served next year.</p>
<b>Speech Therapy Ind</b>	<p>Indicate if the student will receive speech therapy services next year.</p>
<b>Child Count Funding Code</b>	<p>Select the federal program under which the student will be funded next year.</p>

<b>Early Childhood Intervention</b>	Select if the student will participate in the Early Childhood Intervention (ECI) program next year. If selected, the student's next year grade level must be EE.		
<b>Early Childhood Special Education (ECSE)</b>	Select if the student is enrolled in the Early Childhood Special Education (ECSE). If selected, the student's grade level must be EE, PK, or KG, and the <b>ECSE Service Location</b> field is required.  <table border="1"> <tr> <td><b>ECSE Service Location</b></td> <td>If ECSE is selected for this student, the program in which the student receives the majority of his special education services is displayed.</td> </tr> </table> <p>These fields are maintained on <a href="#">Registration &gt; Maintenance &gt; Student Enrollment &gt; SpecEd</a></p>	<b>ECSE Service Location</b>	If ECSE is selected for this student, the program in which the student receives the majority of his special education services is displayed.
<b>ECSE Service Location</b>	If ECSE is selected for this student, the program in which the student receives the majority of his special education services is displayed.		
<b>Intellectual Disability Code</b>	Select the degree of the student's intellectual disability.  If a code is selected, the student's <b>Primary Disability</b> must be 06-Intellectual Disability.		
<b>Adaptive PE</b>	Select if the student will participate in a physical education program adapted for students with special needs next year.		
<b>Weekly Spec ED Instruction Time</b>	Select the amount of time a special ed instructor will work with the student next year.		
<b>Vocational Education</b>	Select the vocational program in which the student will participate next year.		
<b>IEP Services Initiated</b>	Type the first date (next year) on which the student will be provided with the services specified in the initial IEP. Use the MMDDYYYY format. Or, click  to select the date from a calendar.		
<b>Print Profile</b>	Select if you want to allow printing of the student's special ed profile when running <a href="#">Reports &gt; Special Ed &gt; Student &gt; SEM0350 - Special Ed Student Profiles</a> . This field is automatically selected after ASDR is run.		
<b>Graduation Type</b>	Select the student's graduation type.		
<b>Non-Public School Name</b>	Type the name of the non-public school, institution, or hospital where the student will receive special ed services next year. This applies only to students who will be on contract with a non-public school.		
<b>FIE Report Date</b>	Type the date on which the student's next Full and Individual Evaluation (FIE) comprehensive assessment will be performed. Use the MMDDYYYY format. Or, click  to select the date from a calendar.		

Under **Related Services**:

Most fields in this section have the same options, allowing you to indicate if the student will be receiving the service next year.


Several fields have other options:

<b>Adaptive Equipment</b>	Select if the student will be provided with adaptive equipment or materials next year.
<b>Assistive Technology</b>	Select if the student will receive assistive technology devices/services next year.
<b>Interpretive Services</b>	Indicate the type of interpretive services the student will receive next year.

<b>Medically Fragile</b>	Select if the student will have a serious ongoing illness or chronic condition anticipated to last 12 or more months and will require routine use of medical devices or assistive technology.
<b>Special Seating</b>	Select if the campus will provides the student with any type of special chairs or seating equipment next year that will enable the student to participate as fully as possible in classroom activities. If the campus will provide a wheelchair, this field should be selected.
<b>Supplemental Services</b>	Indicate how supplemental consultative assistance will be provided next year.
<b>Transportation</b>	Select the person who will provide transportation for the student next year, as determined by the Admission, Review and Dismissal (ARD) committee.
<b>Wheelchair Code</b>	Select if the student will use a wheelchair next year.

<b>Hearing/Visually Impaired</b>	<b>Regional Day School Deaf</b>	Indicate if the student will be enrolled in the Regional Day School Deaf (RDSD) next year.  If enrolled, the <b>RDSPD District of Service</b> is required.
	<b>RDSPD Dist Of Svc</b>	Indicate the RDSPD District of Service.
<b>Extended School Year Services</b>	<b>Extended School Year Services</b>	Select if the student will receive year-round services next year rather than receive services only during the school year.

Click **Save**.

 <b>Medical Alert</b>	<p><a href="#">View medical alert.</a></p> <p>The button is displayed if a medical warning exists for the student and <b>Consent to Display Alert</b> is selected on <a href="#">Health &gt; Maintenance &gt; Student Health &gt; Emergency</a>.</p> <p>Click to view the student's medical alert information.</p>
--	--



## Back Cover