






ASCENDER Online Help

Table of Contents





ASCENDER Online Help 1

ASCENDER Online Help

Welcome

- Access ASCENDER online Help by clicking the Help button in the bottom-right corner. The Help topic is specific to the application page. You can browse other Help topics from the Help window.
- Use the **Table of Contents** (left) to access Help for a specific page.
- Use the **Trace** feature (top) to quickly access any of the last five pages you were viewing.
- Use the **Search** box (top right) to search for a word or phrase within online Help.
- A green link opens a new page. New pages are not automatically included when printing.
- A blue link with an arrow  expands to display additional content. The arrow points down when the section is expanded; the arrow points right when the section is collapsed. The content from a blue link is automatically included when printing.
- A single arrow  expands to display additional content. The arrow points down when the section is expanded; the arrow points right when the section is collapsed. The content from a single arrow is automatically included when printing.
- A blue link with an earth icon  opens an external page. The content from an external link is not automatically included when printing.

Use the icons on the right to do the following:

- Clock icon  - Access previous versions of Help.
- PDF icon  - Convert the page you are viewing to PDF format for saving or printing.
- PDF Book icon  - Create a customized book of Help pages.
- Up Arrow icon  - Jump to the top of the Help page.

Notes about using Help on a mobile device:

- Click the Tools drop-down menu to view old revisions of the page you are viewing.
- Click Table of Contents to view the Table of Contents.
- Click Skip To Content in the upper-right part of the page to skip to the main content on the page.



Back Cover