



## Student Use



---

# Table of Contents

<b>Student Use .....</b>	<b>2</b>
--------------------------	----------



# StudentPortal: Set up and Use StudentPortal

Welcome ASCENDER StudentPortal!

StudentPortal is a web-based system for students that provides the tools that will help you view your attendance, grades, and assignments, as well as organize and plan your schedule of classes. StudentPortal includes two applications, Student Course Requests and Student Graduation Plan.

**Student Course Requests** allows you to request courses for the next school year, including alternate courses. Once you submit your course requests, you cannot go back to change them. If you need to make changes, you will need to visit with your counselor.

**Student Graduation Plan** allows you to view and change your graduation plan, and view and print the summary and detail of your course credits. Graduation plans are for high school-level students only. Any coursework completed prior to the 9th grade will be reflected in the remaining credits needed, which can be viewed through the Credit Summary and Credit Detail pages of the StudentPortal Student Graduation Plan application.

## ASCENDER StudentPortal Navigation Features

Navigation tools are located along the left side of the page, or in the top-right corner. Some tools function differently on mobile devices.

**MOBILE DEVICE USERS:** On a mobile device, tap  to access the side menu.

### Selected Student

Your name and photo are displayed in the top-left corner. The photo is only displayed if provided by the district.

### Course Requests Units Remaining


The number of units available for you for course requests is displayed.

### Navigation


You can access your data if enabled by the district.




**About Me** - Your name and current, campus, grade level, and team are displayed. Verify that this information is correct.

**Attendance** - You can view your detailed attendance, as well as a calendar view and totals.

**Grades** - You can view your semester, cycle, and assignment grades. Click  to expand the grades menu.

## Other Tools

 - Click to hide the left-side navigation bar. Click again to display the navigation bar.

 - Various sections throughout StudentPortal can be collapsed or expanded. Most data is expanded by default. Click  to hide the section from view. Click  to show the section.

## Top-right



- Click to view ASCENDER StudentPortal online Help.



- Click to log out of ASCENDER StudentPortal.

## Bottom-left



- Click to log out of ASCENDER StudentPortal.

# Student Use

## I. Log On

[Log on to ASCENDER StudentPortal.](#)

ASCENDER STUDENTPORTAL

English Help

Login Create Account

User Name

Password

Login

Forgot Password? Forgot User Name?

ASCENDER ELEVATING TECHNOLOGY SOLUTIONS ascendertx.com

Only authorized personnel are allowed to use the system for authorized purposes. By logging on, you acknowledge that you are an authorized user. © 2020 Texas Computer Cooperative

TCC Accessibility Statement Supported Browsers

<b>User Name</b>	Type your user name. Your user name is not case-sensitive.
<b>Password</b>	Type your password. The typed text is hidden. Your password is case sensitive.

☐ Click **Login**.

The Campus Message opens in a pop-up window. Read the message, and then click **Close** to close the window.

Campus Message

Welcome to your StudentPortal where you can review your course schedule, grades, and attendance, as well as, enter course requests and view your Graduation Plan. Please select only the electives that you wish to take next year.

Close

You can access this message again any time by expanding the **Campus Message** section at the top of the Course Request page.

☐ Use the left-side menu to access the StudentPortal pages.

**NOTE:** After 20 minutes of inactivity, you will be logged off from the system and will return to the Login page.

Verify that your student data is correct.

[ASCENDER StudentPortal > About Me](#)

Your name, campus, next year grade level, team, and graduation plan are displayed. Be sure all information is correct.

**ASCENDER STUDENTPORTAL**

**Student Information:**  
LIZELY JOBAHANA SAENZ

**Course Requests Units Remaining:** 18

**NAVIGATION:**

- About Me** (selected)
- Attendance
- Grades
- Course Request

**About Me**

**Name:**  
LIZELY JOBAHANA SAENZ

**Campus:**  
001 SCHOOL PK-12

**Next Year:**  
11th Grade

**Course Requests Units Remaining:**  
18

**Team:**  
No Team Assigned

**Graduation Plan:**  
HB 5 Foundations w/ Public Services Endorsement

## II. View Attendance, Grades, & Assignments

Once logged on, the student can view attendance, semester & cycle grades, and assignments.

[View attendance.](#)



## ASCENDER StudentPortal > Attendance

The Attendance page displays your daily attendance and semester totals.

- **Detailed View** - Displays attendance details in a table view.
- **Calendar View** - Displays attendance details in a calendar view instead of a table view.
- **Totals View** - Displays tardies and attendance totals for the semester.

Attendance data is current as of the date and time you logged in. To refresh the attendance data displayed, you must log out and log in again.

**MOBILE DEVICE USERS:** Your attendance data is *below* the legend. You may need to scroll down to view data.

<b>Semester</b>	Select the semester you want to view attendance for.
-----------------	--

## Detailed View

Detailed View (All Attendance) is the default view.

**Attendance**

Semester: 1

**Detailed View**   
Calendar View  
Totals View

**Legend**  
U: Unexcused Absences  
T: Tardies  
E: Excused Absences  
S: SCHOOL RELATED



**All Attendance**

Period	Course	Instructor	8/26	8/29	9/3	9/12	9/13	9/16	9/17	9/19	9/24	9/25
0	ADVISORY	WILLIS, ANTHONY VICTORIA		E	T				T			
1-2	HLTH SCIENCE TH	WOLFORD, YENI		E								
3	ALGEBRA II	VARGAS, OLGA		E								
4	US HIST	AGUILERA, LADELA		E								
5	MATH MEDI PRO	VARGAS, OLGA		E			T					
6	ANATOMYPHYS	WEAVER, VALERIA		E					T			T
7	ENGLISH III	WILLIS, ANTHONY VICTORIA		E				T		T	T	
8	READING I	WILLIS, ANTHONY VICTORIA	U	E		U						

Your schedule is displayed. The date appears in the column heading only if you were marked absent or tardy for any period during that day.

If you were present and on time for the entire day, nothing appears for the date.

If you were not present for the entire class, a code appears for the period and date. A description of each code is displayed in the **Legend**.

<b>Instructor</b>	<p>If the teacher has provided an email address, the teacher's name is displayed as a link to that email address. If you click the name, the default email client (as specified in his Internet Options settings) opens with the teacher's address in the To field.</p> <p><b>TIP:</b> If you use web-based email (e.g., Gmail or Yahoo! Mail), you can copy the email address from the default email client to a web-based email message.</p>
	<p>If the teacher has provided additional notes, click  to view the notes. The notes open in a pop-up window. Click anywhere on the page to close the pop-up window.</p>

## All Attendance/Detailed Toggle

### All Attendance:

The **All Attendance** view is selected by default, which displays the four main absence types:

- Unexcused Absence (U)
- Tardy (T)
- Excused Absence (E)
- School Related (S)


### Detailed:

☐ Click or tap **All Attendance** to toggle to the **Detailed** view where you can see more specific information for an absence.

All applicable codes are listed in the **Legend**.

The codes are color coded according to the main absence types (Unexcused, Tardy, Excused, and School Related).

Attendance

Semester: 1 

Detailed View

**Detailed**

Detailed View

Calendar View

Totals View

Legend

U: UNEXCUSED ABSENCES (U)

T: TARDY (T)

V: Unexcused Tardy (T)

2: SUSPENDED FROM SCHOOL (E)

A: EXCUSED ABSENCES (E)

M: MEDICALLY EXCUSED (E)

Period	Course	Instructor	8/29	9/4	9/11	9/19	9/20	1/14
0	MATH 5	CADENA, JOANIA BRIAN	U	M	2	T		
1	SCIENCE 5	SHAKIR, ROSA	U	M	2	T		
2	HOMEROOM GR 5	TRIBETT, NICOLE STEVEN	U	M	2	V		
3	MATH INTERVEN5	JACKSON, T	U	M	2	V		
4	ELA 5	TRIBETT, NICOLE STEVEN	U	M	2	V	A	
5	READING 5	TRIBETT, NICOLE STEVEN	U	M	2	V	A	
6	SOCIAL STUD5	SHEGOG, CEDRIC	U	M	2	V	A	V
7	PE 5	SIMMONS, WILLIE ROSLYN	U	M	2	V	A	
7	SPANISH-5	SHAKIR, ROSA	U	M	2	V	A	

❑ Click or tap **Detailed** to return to **All Attendance** view.

**MOBILE DEVICE USERS:** On a mobile device, if you have numerous absences, you may need to tap a row to open the Details view in order to see all absences for a particular class.

## Calendar View

❑ Click or tap **Calendar View**.

## Attendance

Semester: 1

Calendar View

Detailed View

Calendar View

Totals View

Legend

- U: Unexcused Absences
- T: Tardies
- E: Excused Absences
- S: SCHOOL RELATED

August 2019

Sun	Mon	Tue	Wed	Thu	Fri	Sat
28	29	30	31	1	2	3
4	5	6	7	8	9	10
11	12	13	14	15	16	17
18	19	20	21	22	23	24
25	26	27	28	29	30	31
1	2	3	4	5	6	7

September 2019

Sun	Mon	Tue	Wed	Thu	Fri	Sat
1	2	3	4	5	6	7
8	9	10	11	12	13	14
15	16	17	18	19	20	21
22	23	24	25	26	27	28
29	30	1	2	3	4	5

October 2019

Sun	Mon	Tue	Wed	Thu
29	30	1	2	3
6	7	8	9	10
13	14	15	16	17
20	21	22	23	24
27	28	29	30	31
4	5	6	7	8

November 2019

Sun	Mon	Tue	Wed
27	28	29	30
3	4	5	6
10	11	12	13
17	18	19	20
24	25	26	27
1	2	3	4

Attendance details for 08/29/2019

Period	Class	Attendance
0	ADVISORY	E
1	HLTH SCIENCE TH	E
3	ALGEBRA II	E
4	US HIST	E
5	MATH MEDI PRO	E
6	ANATOMYPHYS	E
7	ENGLISH III	E
8	READING I	E

All months for the selected semester are displayed.

If the student was not present for the entire class for any period of the day, the date is shaded. Click the date to view the attendance details for each period. The period is only listed if your student was marked absent or tardy for that period.

## Totals View

□ Click or tap **Totals View**.

## Attendance

Semester: 1 ▼

Detailed View  
Calendar View  
**Totals View**

**Legend**  
U: Unexcused Absences  
T: Tardies  
E: Excused Absences  
S: SCHOOL RELATED

### Totals View

Period	Course	Instructor	Total Absences	E: Excused Absences	U: Unexcused Absences	S: SCHOOL RELATED	T: Tardies
0	ADVISORY	WILLIS, ANTHONY VICTORIA	1	1	0	0	2
1-2	HLTH SCIENCE TH	WOLFORD, YENI	2	2	0	0	0
3	ALGEBRA II	VARGAS, OLGA	1	1	0	0	0
4	US HIST	AGUILERA, LADELA	1	1	0	0	1
5	MATH MEDI PRO	VARGAS, OLGA	1	1	0	0	2
6	ANATOMYPHYS	WEAVER, VALERIA	1	1	0	0	2
7	ENGLISH III	WILLIS, ANTHONY VICTORIA	1	1	0	0	3
8	READING I	WILLIS, ANTHONY VICTORIA	3	1	2	0	0

Your classes are listed by period, and the total number of excused absences, unexcused absences, school-related absences (e.g., UIL events or field trips), and tardies for the selected semester are listed.

The **Total Absences** column displays semester totals for all absence types, excluding tardies.

<b>Instructor</b>	If the teacher has provided an email address, the teacher's name is displayed as a link to that email address.
-------------------	--

**MOBILE DEVICE USERS:** Tap a row to view semester totals for the class.

[View grades.](#)

[ASCENDER StudentPortal > Grades > Cycle & Semester Grades](#)

The Cycle & Semester Grades page displays your cycle and semester grade averages. You can also view assignment grades for the current semester.

- **Cycle Grades** - Displays current grade averages for the current cycle, and posted grade

averages for previous cycles. For the current semester, you can view the assignment grades for each class. For previous semesters, only the posted average is available.

- **Semester Grades** - Displays your posted semester and final averages. This data is only available for closed semesters. For the current semester, no data is displayed.

<b>Semester</b>	Select the semester you want to view grades for.
<b>Include Withdrawn Courses</b>	Select if you wish to include withdrawn courses.

## Cycle Grades

Cycle Grades is the default view.

### Cycle & Semester Grades

Semester: 1 ▼

Cycle Grades
Semester Grades

Blank Grades: Hide

☒ Include Withdrawn Courses

Show All Hide All

Period	Class	Withdrawal Date	Teacher	Previous Cycles	
				1	2
0	ADVISORY 10		NAOMI A. REAVIS	non-graded class	
1	PEFOUND		LISA A. MORENO	<a href="#">100</a>	
2	ART 1		TIMOTHY M. VILLALOBOS	<a href="#">81</a>	
3	CHEMISTRY		OCTAVIO A. RODRIGUEZ	<a href="#">65</a>	
4	ENGLISH 2		Cory Adams	<a href="#">70</a>	
5	GEOMETRY		RITA D. SANCHEZ	<a href="#">70</a>	
6	SPANISH 1		VANESSA WEST	<a href="#">67</a>	
7	ALGEBRA 1		SEAN Z. SZABO		
8	W HISTORY		SARAH W. STETZ	<a href="#">50</a>	

- Click the cycle grade to view the assignment grade details for that cycle.

<b>Blank Grades</b>	Choose whether to show or hide blank grades from the view.
---------------------	--

- Click the cycle grade to view the assignment grade details for that course-cycle.

The section expands to display all assignments, due dates, and assignment grades, as well as the weight and average for each assignment category in that course.

1	PEFOUND		LISA A. MORENO	100	
2	ART 1		TIMOTHY M. VILLALOBOS	81	
SEC/DAILY WORK (Weight 25%)					
Assignment		Due Date	Grade	Late	Redo
NO.2 inspired		08/16/19	(Excluded)		
Measuring heads		08/19/19	(Excluded)		
Fixed length		08/23/19	(Excluded)		
China intro		08/26/19	(Excluded)		
China project		08/28/19	(Excluded)		
China project 2 week		09/03/19	(Excluded)		
China project 2nd weeknThursday		09/05/19	(Excluded)		
China project 3rd week		09/09/19	(Excluded)		
Hispanic heritage		09/16/19	(Excluded)		
Hispanic heritage 2nd week		09/18/19	(Excluded)		
Hispanic heritage 3rd week		09/25/19	(Excluded)		
Icon, word, symbol		09/27/19	(Excluded)		
Icon, word, symbol 2nd week		09/30/19	85		
Sculpture		10/07/19	70		
Sculpture 2nd day		10/08/19	70		
SEC/DAILY WORK average			75		
SEC/FORMATIVE (Weight 35%)					
Assignment		Due Date	Grade	Late	Redo
SEC/FORMATIVE average					
SEC/SUMMATIVE (Weight 40%)					
Assignment		Due Date	Grade	Late	Redo
Self assignment 		08/16/19	(Excluded)		
China project/ Hispanic heritage		09/11/19	(Excluded)		
Icon, word, symbol 3rd week		10/02/19	85		
SEC/SUMMATIVE average			85		
				Citizenship	5
				Posted Average	81

The **Citizenship** grade, **Calculated Average**, and **Posted Average** are also displayed.

Click the close icon  to collapse the expanded view for for a particular course-cycle.

<b>Show All</b>	Click to show assignment grade details for the cycle for all courses.
<b>Hide All</b>	Click to hide the expanded assignment grade details for all courses.


## Semester Grades

□ Click or tap **Semester Grades**.

**Cycle & Semester Grades**

Semester: 2 ▼

Cycle Grades

Semester Grades 

Period	Class	Withdrawal Date	Teacher	Exam	Semester Average	Final Grade	Credits
0	ADVISORY		ADELA L. AGUILERA				
1	ENGLISH II		VICTORIA A. WILLIS				
2	CHEMISTRY		VALERIA WEAVER				
3	ART I		NORMA L. REYES				
4	GEOMETRY		OLGA VARGAS				
5-6	PRIN EDUCAT TRA		NORMA L. REYES				
7	PRIN BUS MK FIN		OLGA VARGAS				
8	W HISTORY		ADELA L. AGUILERA				

Your posted semester and final averages are displayed.

This data is only available for closed semesters. For the current semester, no data is displayed.

<b>Exam</b>	Your semester exam grade for the course is displayed.
<b>Semester Average</b>	Your posted semester average for the course is displayed.
<b>Final Grade</b>	Your posted final grade for the course is displayed. <ul style="list-style-type: none"> <li>• For one-semester courses, this grade is posted after the semester is closed.</li> <li>• For year-long courses, this grade is only posted after the final semester of the school year is closed.</li> </ul>
<b>Credits</b>	The number of credits received for the course that count toward graduation requirements is displayed.
<b>(note icon)</b>	Click the icon to view a note entered by the teacher.  If the teacher has provided contact information, office hours, and/or other notes, an icon is next to the teacher's name.  If the teacher has provided course notes or assignment notes, an icon is next to the course and/or assignment.



[View assignments.](#)

[ASCENDER StudentPortal > Grades > Assignments](#)

The Assignments page allows you to view your class assignments for all courses and all cycles, including graded, ungraded, dropped, missing, etc. **You can only view assignments for the current semester.**

### Assignments

**Filter By:**

Course:

Cycle:

View:

Due Before:

☐ Include Blank Due Dates:

**Find Assignments**

Show  entries

Course	Assignment	Category	Due Date	Grade
ART I	attendance	Class work/Participation		
ART I	Artsy Fartsy	Current Events		
ART I	The Wiz wall	Team Work/Projects		
ART I	principles of design	Major Test/Project		
ART I	behavior	Class work/Participation		
ART I	design a shoe	Projects/Test		
ART I	meet my artist	Group Discussion/Projects		
ART I	participation	Daily Work		
ART I	Quick Quiz	Projects/Test		
ART I	paint my mood	Class work/Participation		

Showing 1 - 10 of 20 entries

Previous  2 Next

### Filter By:

<b>Course</b>	Select a specific course, or click <b>All</b> to view assignments in all courses.
<b>Cycle</b>	Select a specific cycle, or click <b>All</b> to view assignments for all cycles.
<b>View</b>	Select which assignments to view: <b>All</b> - View all assignments. <b>Only Graded</b> - View only assignments that have been graded. <b>Only Pending</b> - View only assignments that have been assigned but not yet graded.
<b>Due Before</b>	Select a date to view only assignments due before a particular date. Leave blank to view all assignments.
<b>Include Blank Due Dates</b>	Select if you wish to include assignments that do not have a specified due date.

☐ Click **Find Assignments**.

The assignments are displayed according to your selections. Only assignments for the current semester are listed.

**MOBILE DEVICE USERS:** Your assignments are listed *below* the filters. You may need to scroll down to view data.

**TIP:** Click a column heading to sort the assignments by that heading in ascending order. Click the column heading again to sort in descending order.

- If an assignment grade has been dropped, the message “dropped” is displayed *next to* the grade.
- If an assignment grade has been excluded, the message “excluded” is displayed *in place of* the grade.
- If an assignment is missing, the message “missing” is displayed *in place of* the grade.
- If an assignment is incomplete, the message “incomplete” is displayed *in place of* the grade.
- If the student is withdrawn from the course, the message “(withdrawn)” is displayed *next to* the course title.

**STANDARDS-BASED GRADING:** If the course uses the standards-based type of grading, assignments are associated with specific standards. For these courses, the **Standard Scores** heading is displayed in the table. For each assignment, all associated standards and grades are displayed. Note that assignments may have multiple standards. Also, an assignment may be associated with more than one standard, so you may see the same standard for multiple assignments. The grade for the course is calculated from the scores for the standards, not the assignments.

Some districts use the name **SKILLS-REFERENCED GRADING** to refer to this grading type.

### III. Request Courses

If allowed by the district, the student can request courses for the upcoming school year.

[Enter and submit course requests.](#)

## ASCENDER StudentPortal > Course Request

The Course Selection page allows you to select and submit course requests for your next year school schedule.

### Course Selection

[Subject Credit Detail](#)

☐ Campus Message

[Language Arts](#)
[Speech](#)
[Mathematics](#)
[Science](#)
[Social Studies](#)
[Economics/Free Enterprise](#)
[Health](#)
[P.E./Equivalent](#)
[Other Languages](#)

[Fine Arts](#)
[Tech Applications](#)
[Career/Tech Education](#)
[Electives](#)
[Local](#)

[Previous Subject](#)
[Next Subject](#)
[Submit](#)

Once your requests are submitted, you will not be able to make any changes.

#### Available Courses - Language Arts

Add	Alt	Number	Course	Units
<input type="checkbox"/>	A	14940000	ADV JRN YRBK 1	2
<input type="checkbox"/>	A	14950000	ADV JRN YRBK 2	2
<input type="checkbox"/>	A	16010000	COLLEGE EXM PRP	1
<input type="checkbox"/>	A	11060000	ENG 1 L	4
<input type="checkbox"/>	A	11050000	ENG 1 SOL-9	4
<input type="checkbox"/>	A	11080000	ENG 1- IS	4
<input type="checkbox"/>	A	11030000	ENG 1- L	4
<input type="checkbox"/>	A	11040000	ENG 1- S	4
<input type="checkbox"/>	A	11510000	ENG 1A SP	1

#### Requested Courses

Drop	Alt	Number	Subject	Course	Units
<input checked="" type="checkbox"/>	A (1)	17100000	Language Arts	CREATIVE WRIT	2

Alternate Courses For (remaining 2 ) :

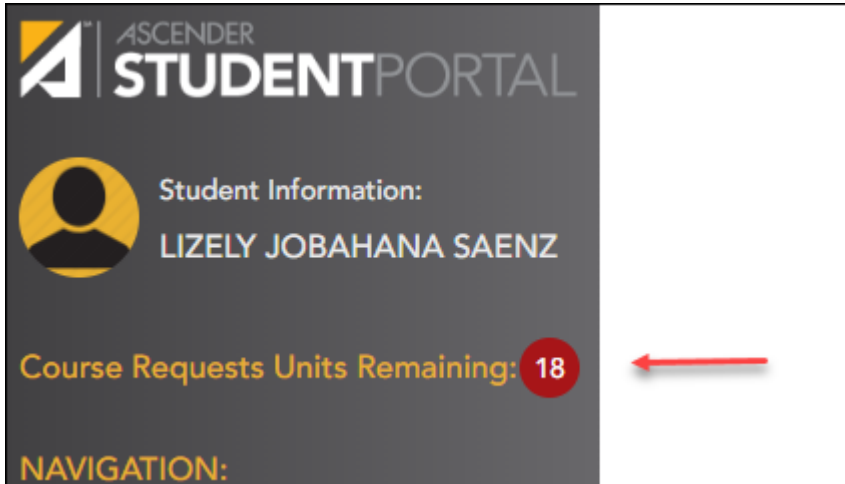
17100000 CREATIVE WRIT

Drop	Rank	Number	Subject	Course	Units
<input checked="" type="checkbox"/>	▼	12090000	Language Arts	TECHWRITESL	2

**NOTE:** If you log on to the application and you are only able to view the [Confirmation](#) page, you have either already submitted your course requests, or your campus has changed the application settings to view only. If no courses are listed on the Confirmation page, you have not requested courses for the next school year and will need to meet with your counselor.

## Course Requests Units Remaining:

To begin selecting courses, you must have the appropriate number of **Course Requests Units Remaining** available. The **Course Requests Units Remaining** field is located in the left-side navigation bar.



**Course Requests Units Remaining** is the number of units available for you to select from the **Available Courses** section.

- Most courses are worth two units because the course is two semesters long. The units depend on your campus and the number of semesters required for the course.
- The number of units required for each course is displayed in the **Units** column of the **Available Courses** section.
- Once **Course Requests Units Remaining** is zero, a warning message is displayed notifying you that you will not be able to select additional courses unless you remove a previously selected course from the **Requested Courses** section.
  - **Course Requests Units Remaining** will decrease as you add courses.
  - **Course Requests Units Remaining** will increase as you remove courses.

## Select courses:

Subjects are listed across the top of the page.

## Course Selection

Language Arts

Speech

Mathematics

Science

Social Studies

Economics/Free Enterprise

Health

P.E./Equivalent

Other

☐ Click the subject area you want to view.

When you click a subject area, the list of courses under the **Available Courses** section will change to correspond with the subject selected. For example, when you click **Science**, all courses in the **Available Courses** section will change to science classes available at your campus.

Available Courses - Language Arts					Requested Courses					
Add	Alt	Number	Course	Units	Drop	Alt	Number	Subject	Course	Units
		0115	ELA - DUAL	0			1200	Language Arts	CREATIVE WRITIN	1
		0100	ELA 1	0	Alternate Courses For (remaining 2 ) :					
		0122	ELA 1	0	1200 CREATIVE WRITIN					
		0121	ELA 1 DUAL	0			1051	Language Arts	TECH WRITING	0
		0200	ELA 2	0						
		0215	ELA 2 DUAL	0						
		0300	ELA 3	0						

You can click the **Number** or **Course** column heading to sort the columns in ascending order by course number and course name.

### Left grid:

☐ Under **Available Courses**, click to add a course.

- The course is moved to the **Requested Courses** list (right grid) and is no longer displayed under **Available Courses**.
- The **Course Requests Units Remaining** field decreases by the appropriate number of units.


### Right grid:

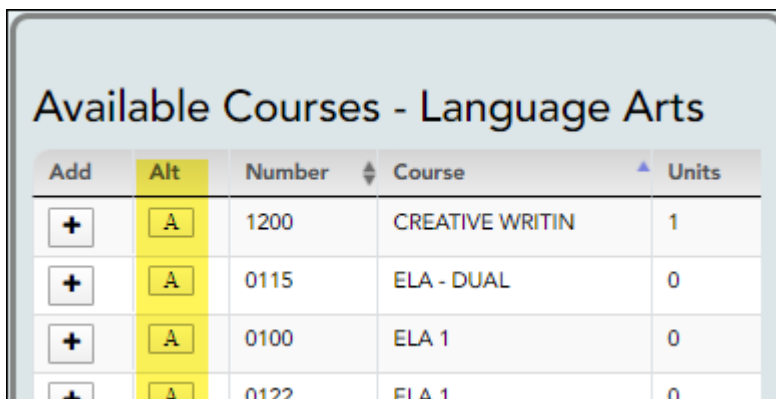
☐ To remove a course from the **Requested Courses** list, click in the **Drop** column.









- The course moves back to the **Available Courses** list (left grid) and is no longer displayed under **Requested Courses**.
- **Course Requests Units Remaining** increases by the appropriate number of units.

**NOTE:** If a course is displayed in the **Requested Courses** list and you do not have the ability to remove it, it was added by your campus, and you will need to meet with a counselor to discuss it.

## Select alternate courses:

- From the **Available Courses** list, click  to add an alternate course.



Add	Alt	Number	Course	Units
		1200	CREATIVE WRITIN	1
		0115	ELA - DUAL	0
		0100	ELA 1	0
		0122	ELA 1	0

A pop-up window opens allowing you to select the course for which you want to add this alternate course.

Add (1200) CREATIVE WRITIN as alternate to:

- select one of the courses listed below -

(1051) TECH WRITING - Language Arts - Units: 0

**NOTE:** Alternates cannot be given for proxies, nor can proxies be used as alternates.

Close

The window lists your requested courses. Click a course to select it.

In the example above, if the TECH WRITING course is not available, the CREATIVE WRIT course will be substituted.

When you click the course, the window closes, and the selected alternate course is displayed in the **Alternate Courses For** list and is no longer displayed in the **Available Courses** list.

**NOTE:**

- Only courses with an assigned course number are available.
- Only three alternate courses may be selected per course.
- A proxy course (i.e., a group of courses that are scheduled together) cannot be added as an alternate.

Under **Requested Courses**, the **Alt** column displays in parentheses the number of alternate courses added for the course.


### Requested Courses

Drop	Alt	Number	Subject	Course	Units
<input type="checkbox"/>	<input type="checkbox"/> (1)	1051	Language Arts	TECH WRITING	0

### Alternate Courses For (remaining 2 ) :

### 1051 TECH WRITING

Drop	Rank	Number	Subject	Course	Units
<input type="checkbox"/>	1	1200	Language Arts	CREATIVE WRITIN	1

☐ Click  to view the alternate courses.


The alternate courses are displayed in the **Alternate Courses For** list.

☐ To remove an alternate course from the **Alternate Courses For** list, click  in the **Drop** column next to the appropriate course.

- The course is displayed in the **Available Courses** list and is no longer displayed in the **Alternate Courses For** list.
- If a course is displayed in the **Alternate Courses For** list and you do not have the ability to remove it, it was added by your campus, and you will need to meet with a counselor to discuss it.


☐ Under **Alternate Courses For** in the **Rank** field, you can rank the order in which you want the alternate courses to be applied to your course requests.

### Requested Courses

Drop	Alt	Number	Subject	Course	Units
	A (1)	1051	Language Arts	TECH WRITING	0

### Alternate Courses For (remaining 2 ) :

### 1051 TECH WRITING

Drop	Rank	Number	Subject	Course	Units
	1 ▼	1200	Language Arts	CREATIVE WRITIN	1

For example, if a course is not available, the alternate course with a rank of 1 will be the first alternate course attempted to replace it. If that course cannot be applied, the course with a rank of 2 will be attempted, and so on.

**NOTE:** If the counselor has specified the rank order, it cannot be changed.



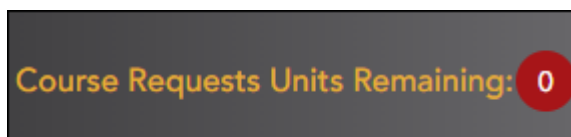
☐ Before submitting your course requests, confirm each of the following:

☐ All information on the [About Me](#) page is correct.

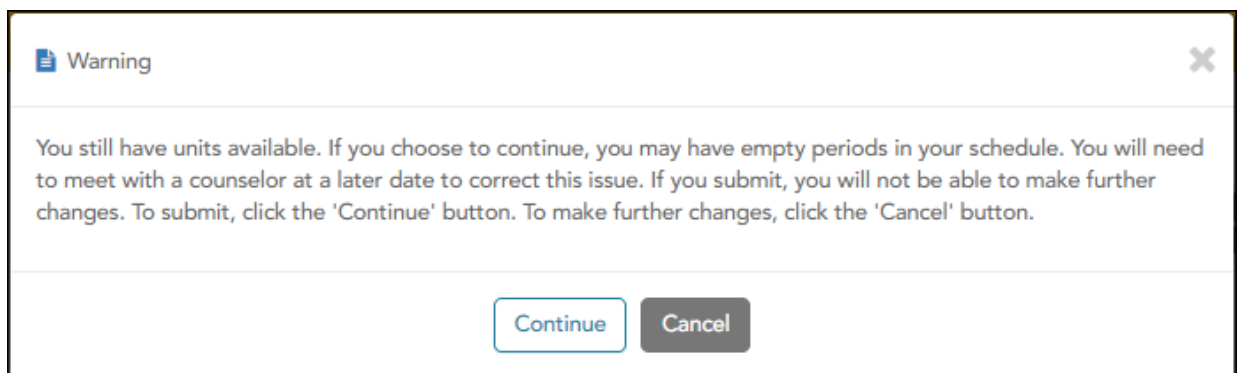
☐ You are satisfied with your selections.

**No changes can be made once you click Submit.**

☐ **Course Requests Units Remaining** is equal to zero.

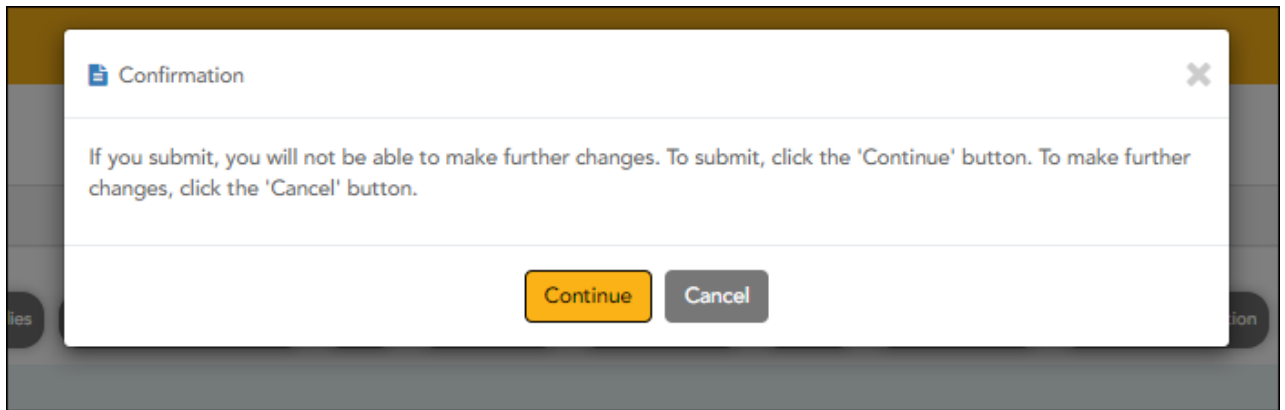


If **Course Requests Units Remaining** is not zero when the request is submitted, a warning message will notify you that you still have units remaining, and you will need to meet with your campus counselor at a later date to complete your schedule. Click **Continue** if you wish to proceed.



☐ Click **Submit** to submit your list.

A message is displayed confirming your choice to submit your request.



- Click **Continue** to view the [Confirmation page](#).
- Or, click **Cancel** to continue adding or removing courses.

**Subject Credit Detail**

(top-right corner)

**Course Selection****Subject Credit Detail**☐ Campus Message

Language Arts

Speech

Mathematics

Science

Social Studies

Economics/Free Enterprise

Health

P.E./Equivalent

Other Languages

Fine Arts

Tech Applications

Career/Tech Education

Electives

Local

Previous Subject

Next Subject

Submit

Once your requests are submitted, you will not be able to make any changes.

Available Courses - Language Arts

Requested Courses

☐ Click to view the history of courses you have taken for the selected subject area. The Subject Credit Detail window opens, listing each course you have taken in the subject area, including the credits earned, the semester and final grades, and important credit detail.

**Subject Credit Detail**

Language Arts	School Year	Credits Needed	Credits Earned	Semester 1 Grade	Semester 2 Grade	Final Grade	Credits in Progress	Credits Scheduled/Requested	Remaining Plan Credits	Credits Lacking
ENG 1	2017/2018		1.0	079	075	077	0.0	0.0		
ENGLISH II	2018/2019		0.5	075	053	064	0.0	0.0		
ENGLISH II	2018/2019		0.0				0.0	0.0		
ENGLISH III	2019/2020		0.0				1.0	0.0		
READING I	2019/2020		0.0				1.0	0.0		
ENGLISH I	12th Grade		0.0				0.0	0.0	1.0	
ENGLISH I-A	12th Grade		0.0				0.0	0.0	0.5	
Total		4.0	1.5				2.0	0.0	1.5	+1.0

OK

Click **OK** to close the window.

☐ To view the history of courses you have taken for a different subject area, select a different subject area under **Subjects**, and then click **Subject Credit Detail**.

**Previous Subject**Click to view the list of **Available Courses** for the previous subject, in order from right-to-left.**Next Subject**Click to view the list of **Available Courses** for the next subject, in order from left-to-right.

The Confirmation page allows you to view and print your submitted course requests.

Once you have submitted your course requests, you will no longer be able to make changes. If you would like to add or remove any courses, you will need to meet with a counselor.

At any time, you can log on to the Student Course Requests application to view and print this information.

Print

ILIANA AMORY SAENZ

Next Year:12th Grade

001 001 SCHOOL PK-12

No Team Assigned

**You have successfully submitted your course requests. Should you need to make any changes, you will need to meet with a counselor**

## Requested Courses

Number	Subject	Course	Units
3612	Language Arts	AD BROAD JOURNI	2
2011	Mathematics	ALGEBRA 1	2
4410	Social Studies	AP PSYCH	1
3515	Science	AP-ENVIR	2
0262	Fine Arts	ART 2	2
5121	P.E./Equivalent	ATHLETICS 2	2
1111	Speech	COMM APP	1
5315	Health	HEALTH ED	2
0695	Electives	HLTH & WELL 6	2
3212	Science	P-AP BIOLOGY	2

## Alternate Courses

### Alternate Courses For 5315 - HEALTH ED

Rank	Number	Subject	Course	Units
1	0150	P.E./Equivalent	PE/HLTH 1	1

Parent Signature:

## IV. View & Update Graduation Plan

If allowed by the district, students can view and update their graduation plan.

[View and update graduation plan.](#)

[ASCENDER StudentPortal > Graduation Plan > Graduation Plan](#)

The Graduation Plan tab allows you to view and change your current graduation plan.

## Student Graduation Plan

Language Arts
Speech
**Mathematics**
Science
Social Studies
Economics/Free Enterprise
Health
P.E./Equivalent
Other Languages
Fine Arts

Tech Applications
Career/Tech Education
Electives
Local

11th Grade >> 12th Grade >>

Select All	Course Number	Title	Service ID	Grade Level
<input type="checkbox"/>	2011	ALGEBRA I	03100500	9
<input type="checkbox"/>	2021	ALGEBRA II	03100600	11
<input type="checkbox"/>	2022	ALGEBRA II-A	03100600	11
<input type="checkbox"/>	2023	ALGEBRA II-B	03100600	11
<input type="checkbox"/>	2031	GEOMETRY	03100700	10
<input type="checkbox"/>	2032	GEOMETRY A	03100700	10
<input type="checkbox"/>	2033	GEOMETRY B	03100700	10
<input type="checkbox"/>	1114	INSTUMTH	03102500	9
<input type="checkbox"/>	2040	MATH MODELS	03102400	9
<input type="checkbox"/>	2042	MATH MODELS A	03102400	9
<input type="checkbox"/>	2043	MATH MODELS B	03102400	9
<input type="checkbox"/>	2201	PRE CAL A	03101100	12
<input type="checkbox"/>	2203	PRE CAL B	03101100	12
<input type="checkbox"/>	2200	PRE CALCULUS	03101100	12
<input type="checkbox"/>	2035	STATISTICS & BUS	13016900	11

<< Remove Save Grad Plan

Select All	11th Grade Grad Plan Courses	Credits	Meets Req.	Default
<input type="checkbox"/>	No data			
Select All	12th Grade Grad Plan Courses	Credits	Meets Req.	Default
<input type="checkbox"/>	No data			

### Cumulative Coursework and Credits

Subject Area	Service ID	School Year	Credits Needed	Credits Earned	Semester 1 Grade	Semester 2 Grade	Final Grade	Credits in Progress	Credits Scheduled/Requested	Remaining Plan Credits	Credits Lacking
Mathematics											
ALGEBRA I	03100500	2018/2019		1.5	097	094	096	0.0	0.0		
GEOMETRY	03100700	2019/2020		0.0				1.0	0.0		
Total			4.0	1.5				1.0	0.0	0.0	1.5

The different subjects available at your campus are displayed across the top.

□ Click a subject to display courses for that subject area.

### Left grid:

The available courses for the selected subject are displayed in the left grid, including course number, course title, service ID, and suggested grade level. Click a different subject to see different courses.

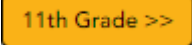
### Right grid:

- The courses already assigned to you are displayed in the right grid in order by grade level. You can add or remove courses for each grade level displayed.

- Courses are only displayed for your future grade levels, not your current grade level.
- The listed courses include:
  - Courses you previously selected as a part of your graduation plan
  - Courses assigned to you automatically by your counselor
- When a course is already included in your graduation plan, or if you have already taken a course, the course is disabled in this list.

## Change the Graduation Plan:

☐ From the left grid, select the individual course(s) you want to add to your graduation plan. Or, click **Select All** to select all courses in that grid.

☐ Click  (or the appropriate grade level button) to move the course(s) from the left grid to the right grid. The course is moved to below the corresponding grade level in the right grid.

☐ To remove any courses from your graduation plan, select the course(s) in the right grid, and then click «**Remove**».

☐ Click **Save Grad Plan** to save your graduation plan.

### Cumulative Coursework and Credits:

This section displays credit details for the selected subject area, including your completed coursework and projected credits in the subject area. This information can help you make decisions for the upcoming years.

- This is the same information that is displayed on the [Credit Detail](#) page.
- Any middle school courses taken for high school-level credit are included.

[View credit summary.](#)

[ASCENDER StudentPortal > Graduation Plan > Credit Summary](#)

The Credit Summary page allows you to view a report of your total credits needed, credits earned, courses/credits in progress, requested/scheduled courses/credits, and planned

courses/credits. If you are lacking any credits for graduation in one or more subject areas, this information is displayed as well.

## Credit Summary

Subject Area	Credits Needed	Credits Earned	Credits in Progress	Credits Scheduled/Requested	Remaining Plan Credits	Credits Lacking
Language Arts	4.0	1.5	1.0	0.0	1.0	0.5
Speech	0.0	0.0	0.0	0.0	0.0	0.0
Mathematics	4.0	1.5	1.0	0.0	0.0	1.5
Science	4.0	0.5	1.0	0.0	0.0	2.5
Social Studies	4.0	0.5	1.0	0.0	0.0	2.5
Economics/Free Enterprise	0.5	0.0	0.0	0.0	0.0	0.5
Health	0.5	0.0	0.0	0.0	0.0	0.5
P.E./Equivalent	2.0	0.5	0.0	0.0	0.0	1.5
Other Languages	2.0	0.0	0.0	0.0	0.0	2.0
Fine Arts	3.0	0.0	1.0	0.0	0.0	2.0
Tech Applications	0.0	0.0	0.0	0.0	0.0	0.0
Career/Tech Education	0.0	2.0	2.0	0.0	0.0	+4.0
Electives	0.0	0.0	0.0	0.0	0.0	0.0
Local	0.0	0.0	0.0	0.0	0.0	0.0
<b>Total</b>	<b>24.0</b>	<b>6.5</b>	<b>7.0</b>	<b>0.0</b>	<b>1.0</b>	<b>13.5</b>

<b>Subject Area</b>	The subject areas covered by your assigned graduation plan are listed.
<b>Credits Needed</b>	The total number of credits required for the subject area is displayed. This is the total for the plan, not the grade level.
<b>Credits Earned</b>	The number of credits you have earned to date in the subject area is displayed. This number includes all grade levels.
<b>Credits in Progress</b>	The number of credits you will earn in the subject area is displayed. The number of credits is only correct once you successfully complete the courses that you are currently enrolled in.
<b>Credits Scheduled/Requested</b>	The number of credits you are scheduled for or have requested for the upcoming school year is displayed. These courses have not yet been attempted.
<b>Remaining Plan Credits</b>	The number of credits included in future years of your graduation plan is displayed. This number also takes into account any scheduled credits for the upcoming school year. For example, a 10th grade student who has successfully taken English I and English II in 9th and 10th grades respectively, and has scheduled English III for 11th grade, will have one remaining plan credit for English IV.



<b>Credits Lacking</b>	Includes credits earned, in progress, scheduled/requested, and remaining, and compares them to the credits required for the entire graduation plan. Any difference is displayed in this column. <ul style="list-style-type: none"><li>• If all required credits have been accounted for in the subject area, a zero is displayed. Otherwise, the number is displayed.</li><li>• A total is displayed at the bottom of each column in the <b>Total</b> row.</li></ul>
------------------------	--

## Print the Credit Summary

- ☐ To preview your credit summary, select the print preview option from your browser menu.
- ☐ To print your credit summary, click **Print**.

[View credit detail.](#)

[ASCENDER StudentPortal > Graduation Plan > Credit Detail](#)

The Credit Detail tab allows you to view expanded detail of your credit summary information. In addition to the credit summary data, the specific courses, service IDs, school years, and grades are displayed.

## Credit Detail

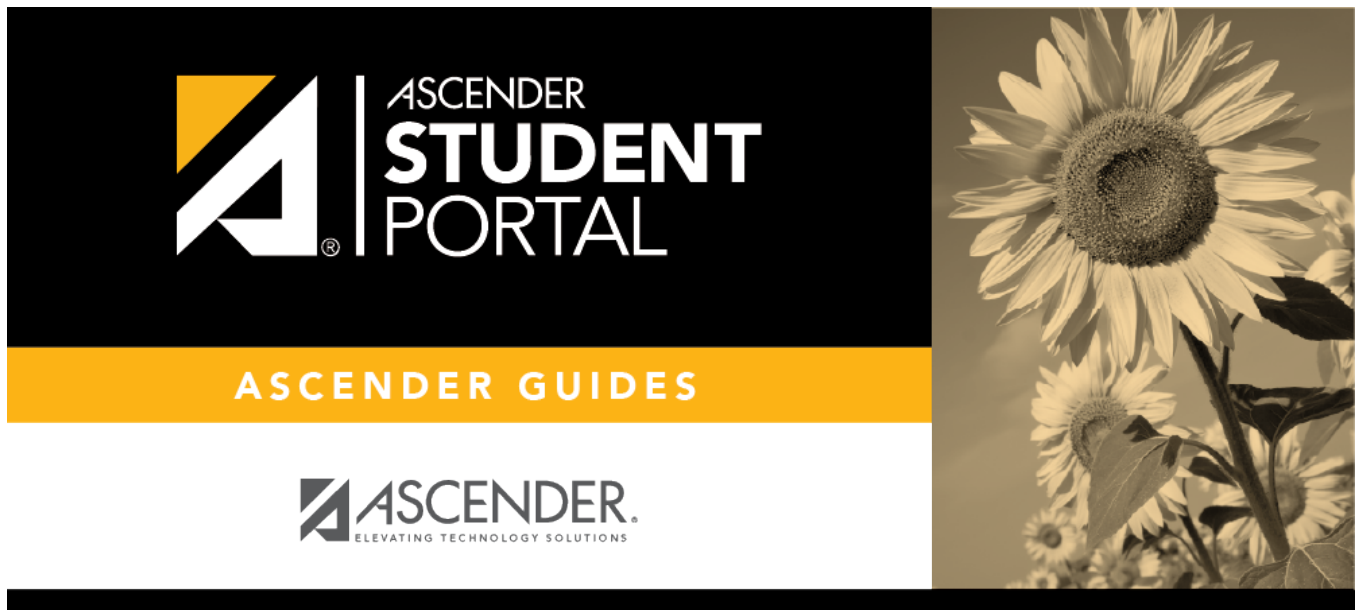
Subject Area	Service ID	School Year	Credits Needed	Credits Earned	Semester 1 Grade	Semester 2 Grade	Final Grade	Credits in Progress	Credits Scheduled/Requested	Remaining Plan Credits	Credits Lacking
Language Arts											
ENGLISH I	03220100	2018/2019		1.5	081	065	073	0.0	0.0		
ENGLISH II	03220200	2019/2020		0.0				1.0	0.0		
Total			4.0	1.5				1.0	0.0	1.0	0.5
Speech											
Total			0.0	0.0				0.0	0.0	0.0	0.0
Mathematics											
ALGEBRA I	03100500	2018/2019		1.5	097	094	096	0.0	0.0		
GEOMETRY	03100700	2019/2020		0.0				1.0	0.0		
Total			4.0	1.5				1.0	0.0	0.0	1.5
Science											
BIOLOGY	03010200	2018/2019		0.5	075		075	0.0	0.0		
CHEMISTRY	03040000	2019/2020		0.0				1.0	0.0		
Total			4.0	0.5				1.0	0.0	0.0	2.5
Social Studies											
W GEOGRAPHY	03320100	2018/2019		0.5	081			0.0	0.0		
W HISTORY	03340400	2019/2020		0.0				1.0	0.0		
Total			4.0	0.5				1.0	0.0	0.0	2.5
Economics/Free Enterprise											
Total			0.5	0.0				0.0	0.0	0.0	0.5
Health											
Total			0.5	0.0				0.0	0.0	0.0	0.5
P.E./Equivalent											
PE	PES00052	2018/2019		0.5	083			0.0	0.0		
Total			2.0	0.5				0.0	0.0	0.0	1.5
Other Languages											
Total			2.0	0.0				0.0	0.0	0.0	2.0
Fine Arts											
ART I	03500100	2019/2020		0.0				1.0	0.0		
Total			3.0	0.0				1.0	0.0	0.0	2.0
Tech Applications											
Total			0.0	0.0				0.0	0.0	0.0	0.0
Career/Tech Education											
MED TERM	13020300	2018/2019		1.0	094	094	094	0.0	0.0		
PRIN HLTH SCI	13020200	2018/2019		1.0	090	093	092	0.0	0.0		
PRIN BUS MK FIN	13011200	2019/2020		0.0				1.0	0.0		
PRIN EDUCAT TRA	13014200	2019/2020		0.0				1.0	0.0		
Total			0.0	2.0				2.0	0.0	0.0	+4.0
Electives											
Total			0.0	0.0				0.0	0.0	0.0	0.0

<b>Subject Area</b>	The subject areas covered by your assigned graduation plan are listed. Below each subject, the specific courses you have taken are also listed. The same course may be listed twice if you took the course twice (i.e., failed or did not receive credit the first time).
<b>Service ID</b>	The service ID for each course is displayed.
<b>School Year</b>	The school year in which you took the course is displayed.
<b>Credits Needed</b>	The total number of credits required for the subject area is displayed on the <b>Total</b> row for the subject area.
<b>Credits Earned</b>	If you have earned credit for the course, the number of credits is displayed by school year. The total credits earned for the subject area is displayed on the subject <b>Total</b> row.

<b>Semester # Grade</b>	Your semester grade for each course is displayed by school year.
<b>Final Grade</b>	If your final grade has been posted for the course, the final grade is displayed by school year.
<b>Credits in Progress</b>	The number of credits you will earn in the subject area is displayed. The number of credits is only correct once you successfully complete the courses that you are currently enrolled in. The total credits in progress for the subject area are displayed on the subject <b>Total</b> row.
<b>Credits Scheduled/Requested</b>	The number of credits you are scheduled for or have requested for the upcoming school year is displayed. These courses have not yet been attempted. The total credits scheduled and requested for the subject area is displayed on the subject <b>Total</b> row.
<b>Remaining Plan Credits</b>	The number of credits included in future years of your graduation plan is displayed on the subject Total row.
<b>Credits Lacking</b>	Includes credits earned, in progress, scheduled/requested, and remaining, and compares them to the credits required for the entire graduation plan. Any difference is displayed in this column. <ul style="list-style-type: none"> <li>• If all required credits have been accounted for in the subject area, a zero is displayed.</li> <li>• If credits are missing for the subject area, the number is displayed.</li> <li>• If there are more credits than needed for a subject area, the number is displayed with the PLUS SIGN (+).</li> </ul>

## Print the Credit Details

- ☐ To preview your credit detail, select the print preview option from your browser menu.
- ☐ To print your credit detail, click **Print**.



## Back Cover