



Course Request

Table of Contents

Course Request 1

Course Request

ASCENDER StudentPortal > Course Request

The Course Request page allows you to select and submit course requests for your next year school schedule.

Course Selection
Subject Credit Detail

Campus Message ▼

Language Arts

Speech

Mathematics

Science

Social Studies

Economics/Free Enterprise

Health

P.E./Equivalent

Other Languages

Fine Arts

Tech Applications

Career/Tech Education

Electives

Local

Previous Subject

Next Subject

Submit

Once your requests are submitted, you will not be able to make any changes.

Available Courses - Language Arts

Add	Alt	Number	Course	Units
+	A	14940000	ADV JRN YRBK 1	2
+	A	14950000	ADV JRN YRBK 2	2
+	A	16010000	COLLEGE EXM PRP	1
+	A	11060000	ENG 1 L	4
+	A	11050000	ENG 1 SOL-9	4
+	A	11080000	ENG 1- IS	4
+	A	11030000	ENG 1- L	4
+	A	11040000	ENG 1- S	4
+	A	11510000	ENG 1A SP	1

Requested Courses

Drop	Alt	Number	Subject	Course	Units
×	A (1)	17100000	Language Arts	CREATIVE WRIT	2

Alternate Courses For (remaining 2) :

17100000 CREATIVE WRIT

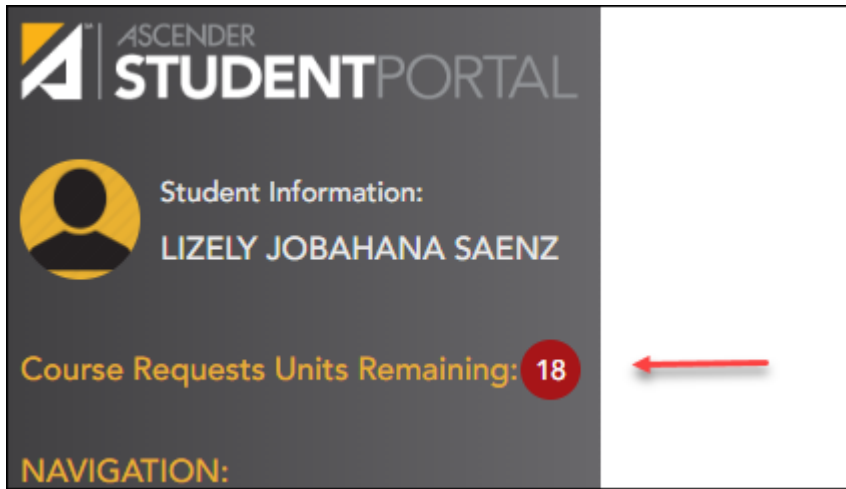
Drop	Rank	Number	Subject	Course	Units
×	▼	12090000	Language Arts	TECHWRITESL	2

NOTE: If you log on to the application and you are only able to view the [Confirmation](#) page, you have either already submitted your course requests, or your campus has changed the application settings to view only. If no courses are listed on the Confirmation page, you have not requested courses for the next school year and will need to meet with your counselor.

A message from your campus is automatically displayed in the Campus Message window when you log on. Click **Close** once you have read the message.

Units Remaining:

To begin selecting courses, you must have the appropriate number of **Units Remaining** available. The **Units Remaining** field is located in the left-side navigation bar.



Units Remaining is the number of units available for you to select from the **Available Courses** section.

- Most courses are worth two units because the course is two semesters long. The units depend on your campus and the number of semesters required for the course.
- The number of units required for each course is displayed in the **Units** column of the **Available Courses** section.
- Once **Units Remaining** is zero, a warning message is displayed notifying you that you will not be able to select additional courses unless you remove a previously selected course from the **Requested Courses** section.
 - **Units Remaining** will decrease as you add courses.
 - **Units Remaining** will increase as you remove courses.

Select courses:

Subjects are listed across the top of the page.



Click the subject area you want to view.

When you click a subject area, the list of courses under the **Available Courses** section will change to correspond with the subject selected. For example, when you click **Science**, all courses in the **Available Courses** section will change to science classes available at your campus.

Available Courses - Language Arts				
Add	Alt	Number	Course	Units
		0115	ELA - DUAL	0
		0100	ELA 1	0
		0122	ELA 1	0
		0121	ELA 1 DUAL	0
		0200	ELA 2	0
		0215	ELA 2 DUAL	0
		0300	ELA 3	0

Requested Courses					
Drop	Alt	Number	Subject	Course	Units
	 (1)	1200	Language Arts	CREATIVE WRITIN	1

Alternate Courses For (remaining 2) :

1200 CREATIVE WRITIN

Drop	Rank	Number	Subject	Course	Units
		1051	Language Arts	TECH WRITING	0

You can click the **Number** or **Course** column heading to sort the columns in ascending order by course number and course name.

Left grid:

Under **Available Courses**, click to add a course.

- The course is moved to the **Requested Courses** list (right grid) and is no longer displayed under **Available Courses**.
- The **Units Remaining** field decreases by the appropriate number of units.

Right grid:

To remove a course from the **Requested Courses** list, click in the **Drop** column.








- The course moves back to the **Available Courses** list (left grid) and is no longer displayed under **Requested Courses**.
- **Units Remaining** increases by the appropriate number of units.

NOTE: If a course is displayed in the **Requested Courses** list and you do not have the ability

to remove it, it was added by your campus, and you will need to meet with a counselor to discuss it.

Select alternate courses:

- From the **Available Courses** list, click  to add an alternate course.

Add	Alt	Number	Course	Units
		1200	CREATIVE WRITIN	1
		0115	ELA - DUAL	0
		0100	ELA 1	0
		0122	ELA 1	0

A pop-up window opens allowing you to select the course for which you want to add this alternate course.

Add (1200) CREATIVE WRITIN as alternate to: ✕

- select one of the courses listed below -

(1051) TECH WRITING - Language Arts - Units: 0

NOTE: Alternates cannot be given for proxies, nor can proxies be used as alternates.

Close

The window lists your requested courses. Click a course to select it.

In the example above, if the YRBK 1 course is not available, the CREATIVE WRIT course will be substituted.

The window closes, and the selected alternate course is displayed in the **Alternate Courses** list and is no longer displayed in the **Available Courses** list.

- Only courses with an assigned course number are available.
- Only three alternate courses may be selected per course.
- A proxy course (i.e., a group of courses that are scheduled together) cannot be added as an alternate.

Under **Requested Courses**, the **Alt** column displays in parentheses the number of alternate courses added for the course.

Requested Courses

Drop	Alt	Number	Subject	Course	Units
<input type="checkbox"/>	A (1)	1051	Language Arts	TECH WRITING	0

Alternate Courses For (remaining 2) :

1051 TECH WRITING

Drop	Rank	Number	Subject	Course	Units
<input type="checkbox"/>	1	1200	Language Arts	CREATIVE WRITIN	1

Click to view the alternate courses.

The alternate courses are displayed in the **Alternate Courses For** list.

To remove an alternate course from the **Alternate Courses** list, click in the **Drop** column next to the appropriate course.

- The course is displayed in the **Available Courses** list and is no longer displayed in the **Alternate Courses For** list.
- If a course is displayed in the **Alternate Courses** list and you do not have the ability to remove it, it was added by your campus, and you will need to meet with a counselor to discuss it.

Under **Alternate Courses For** in the **Rank** field, you can rank the order in which you want the alternate courses to be applied to your course requests.

Requested Courses

Drop	Alt	Number	Subject	Course	Units
<input type="checkbox"/>	A (1)	1051	Language Arts	TECH WRITING	0

Alternate Courses For (remaining 2) :

1051 TECH WRITING

Drop	Rank	Number	Subject	Course	Units
<input type="checkbox"/>	1	1200	Language Arts	CREATIVE WRITIN	1

For example, if a course is not available, the alternate course with a rank of 1 will be the first alternate course attempted to replace it. If that course cannot be applied, the course with a rank of 2 will be attempted, and so on.

NOTE: If the counselor has specified the rank order, it cannot be changed.

Submit course requests:

Before submitting your course requests, confirm each of the following:

All information on the [About Me](#) page is correct.

You are satisfied with your selections.

No changes can be made once you click Submit.

Units Remaining is equal to zero.

Course Requests Units Remaining: 0

If **Units Remaining** is not zero when the request is submitted, a warning message will notify you that you still have units remaining, and you will need to meet with your campus counselor at a later date to complete your schedule.




Click **Submit** to submit your list.

A message is displayed confirming your choice to submit your request.


- Click **Continue** to view the [Confirmation page](#).
- Or, click **Cancel** to continue adding or removing courses.

Subject Credit Detail

(top-right corner)

Course Selection  **Subject Credit Detail**

Campus Message ▼

 **Language Arts** **Speech** **Mathematics** **Science** **Social Studies** **Economics/Free Enterprise** **Health** **P.E./Equivalent** **Other Languages**

Fine Arts **Tech Applications** **Career/Tech Education** **Electives** **Local**

Previous Subject **Next Subject** **Submit**

Once your requests are submitted, you will not be able to make any changes.

Available Courses - Language Arts **Requested Courses**

Click to view the history of courses you have taken for the selected subject area. The Subject Credit Detail window opens, listing each course you have taken in the subject area, including the credits earned, the semester and final grades, and important credit detail.

+ Subject Credit Detail ✕

Language Arts	School Year	Credits Needed	Credits Earned	Semester 1 Grade	Semester 2 Grade	Final Grade	Credits in Progress	Credits Scheduled/Requested	Remaining Plan Credits	Credits Lacking
ENG 1	2017/2018		1.0	079	075	077	0.0	0.0		
ENGLISH II	2018/2019		0.5	075	053	064	0.0	0.0		
ENGLISH II	2018/2019		0.0				0.0	0.0		
ENGLISH III	2019/2020		0.0				1.0	0.0		
READING I	2019/2020		0.0				1.0	0.0		
ENGLISH I	12th Grade		0.0				0.0	0.0	1.0	
ENGLISH I-A	12th Grade		0.0				0.0	0.0	0.5	
Total		4.0	1.5				2.0	0.0	1.5	+1.0

OK

Alternate Courses For (remaining N/

Click **OK** to close the window.

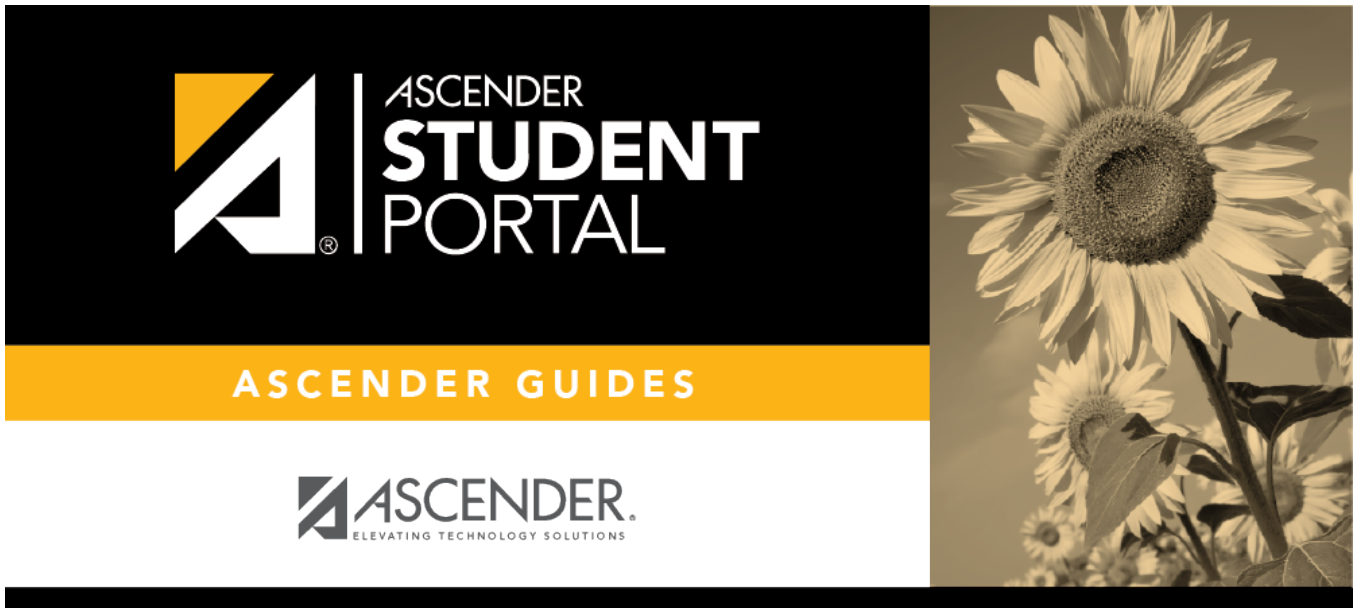
To view the history of courses you have taken for a different subject area, select a different subject area under **Subjects**, and then click **Subject Credit Detail**.

Previous Subject

Click to view the list of **Available Courses** for the previous subject, in order from right-to-left.

Next Subject

Click to view the list of **Available Courses** for the next subject, in order from left-to-right.



Back Cover