



ASCENDER GUIDES



Table of Contents

Navigation tools are located along the left side of the page, or in the top-right corner. Some tools function differently on mobile devices.

MOBILE DEVICE USERS: On a mobile device, tap  to access the side menu.

Selected Student

Your name and photo are displayed in the top-left corner. The photo is only displayed if provided by the district.


Units Remaining

Navigation

You can access your data if enabled by the district.

About Me - Your name and current, campus, grade level, and team are displayed. Verify that this information is correct.

Attendance - You can view your detailed attendance, as well as a calendar view and totals.



Grades - You can view your semester, cycle, and assignment grades. Click  to expand the grades menu.

Other Tools




- Click to hide the left-side navigation bar. Click again to display the navigation bar.



- Various sections throughout ParentPortal can be collapsed or expanded. Most data is expanded by default. Click  to hide the section from view. Click  to show the section.



- Various pages throughout ParentPortal can be printed. Using the print icon instead of the browser's print option will ensure the best formatting of the content. Click  to print the content displayed.

Top-right



- Click to view ASCENDER ParentPortal online Help.

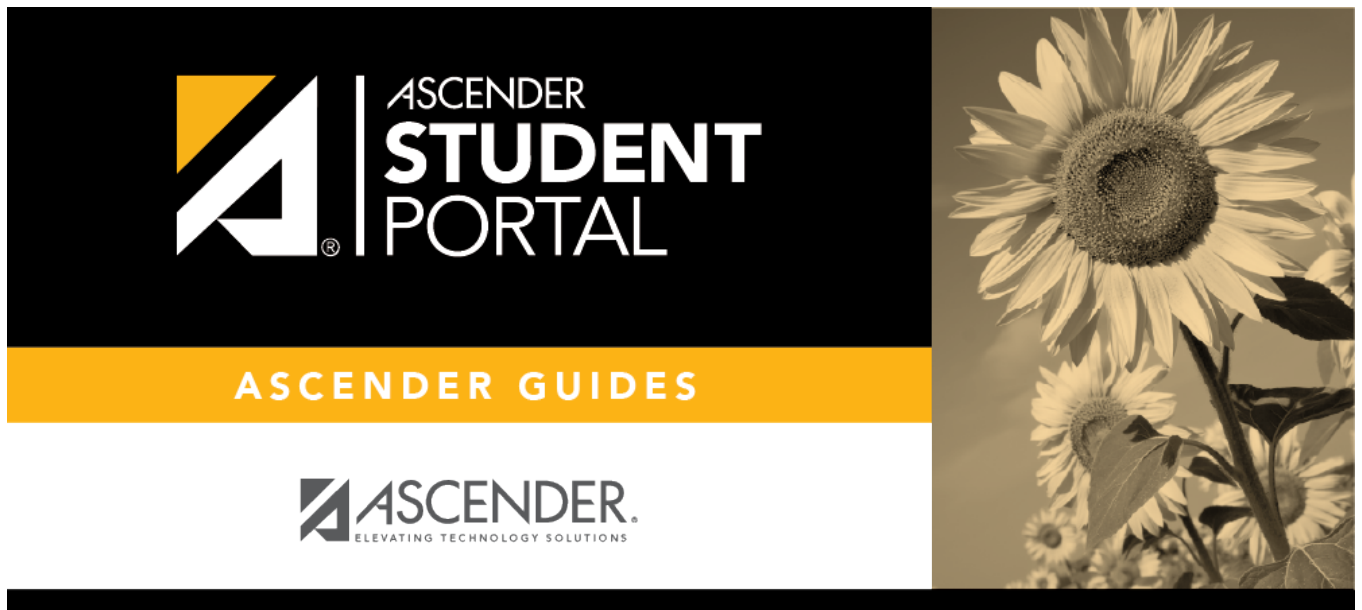


- Click to log out of ASCENDER StudentPortal.

Bottom-left



- Click to log out of ASCENDER StudentPortal.



Back Cover