



## End-of-Cycle Tasks



# Table of Contents

**End-of-Cycle Tasks** ..... 1



---

# TeacherPortal Administrator Guide

## End-of-Cycle Tasks

[View students with no exam grade.](#)

[Admin > Admin Options](#)

A TeacherPortal administrator can view a list of students who have a blank exam grade.

Click the **Admin Options** link to expand the section.

<b>Students with no Exam Grade</b>	Click to view a report of all students who have a blank exam grade for the current cycle. No Show and withdrawn students are not included. The report opens in a new window.
------------------------------------	--

[Mark grades ready to post.](#)

[Admin > Admin Options](#)

A TeacherPortal administrator can mark courses as 'Ready to Post' for the entire campus, or for teachers who have not marked their own courses as 'Ready to Post'.

Click the **Admin Options** link to expand the section. The **Mark Ready to Post** button is displayed.

**Admin Options**

You are logged on as an administrator with full access.  
Administrator Access To: all campuses.

Run as Teacher

Campus: 001 - 001 School

Teacher: (204) BRATTON, BERTHA MARIE

Logging Status: Disabled

[Admin Options](#) ←  
Click the title above to reveal additional administrative options.

**Ready to Post:**

Mark Ready to Post for Campus 001, Semester 2, Cycle 2  
0 Courses have already been Posted or Marked Ready to Post.  
339 Courses have not been Marked Ready to Post

**Mark Ready to Post** ←

Click **Mark Ready to Post** to mark all courses at the campus as ready to post, including any courses where the teacher has not clicked **Mark grades as Ready to Post** on the Cycle Grades page. The button is only displayed for current cycles that are open for posting.

The following is also displayed:

- The campus, semester, and cycle for which you will be marking courses as ready to post.
- The number of courses that have already been marked as ready to post (before clicking the button).
- The number of courses that have not yet been marked as ready to post (before clicking the button).

You are prompted to confirm that you want to mark all remaining courses as ready to post.

uattxeis.txeis.net says

Do you really want to mark all remaining courses ready to post?



**OK** Cancel

Click **OK**.

A message is displayed indicating that courses were posted.

**Admin Options**  
Click the title above to reveal additional administrative options.

---

**Ready to Post:**  
Mark Ready to Post for Campus 001, Semester 2, Cycle 2  
339 Courses have already been Posted or Marked Ready to Post.   
0 Courses have not been Marked Ready to Post 

[Mark Ready to Post](#)

**View Courses Marked Ready to Post**

Click to view a report of all courses that have been marked as 'Ready to Post.' The report opens in a new window.

### View Courses Marked Ready to Post

Viewing: Campus 001, Semester 2, Cycle 2  
Generated: 2020-05-18 10:00

**Teacher: 204-BRATTON, BERTHA MARIE**

Course	Section	Period
2101	31	01
2101	33	03
2111	34	04
2101	35	05
2101	36	06
2101	37	07
2111	38	08

**Teacher: 304-BROGDON, BEVERLY**

Course	Section	Period
3212	21	01
3001	32	02
3212	23	03
3212	34	04
3212	26	06
3212	27	07
3212	28	08

**Teacher: 404-CARLILE, CATHERINE C**

Course	Section	Period
4012	32	02

[Reports > Missing Averages](#)

[Reports > Missing Averages](#)

This page is only available to users who log on to TeacherPortal with a district- or campus-level security administrator user ID.

This campus report lists teachers who have students with no working cycle average. You can run the report with or without listing the students who are missing averages. The data is sorted by teacher, course, and section, and includes the total number of students who do not have averages, and the teacher's course-sections.

Students in non-graded courses, and courses with zero max seats are not included.

Specify report options:

<b>Semester</b>	The current semester is displayed. You can select a different semester.
<b>Cycle</b>	The current cycle is displayed. You can select a different cycle.
<b>Campus ID</b>	If you are logged on with a district-level administrative ID, you can select another campus. Otherwise, you can only run the report for the campus displayed.
<b>Show Self-Paced Courses</b>	Select to include self-paced courses.  If selected, students in both regular and self-paced courses are included. Otherwise, only students in regular courses are included.
<b>Show Student Names &amp; ID's</b>	Select to include the list of students (name and student ID) in each course-section who are missing averages.

Click **Generate**.

- The report opens in a new window, and you can print the report from that window.
- The report selection page remains open on your desktop.

[Reports > Blank/Missing Grades by Grade Level](#)

[Reports > Blank/Missing Grades by Grade Level](#)

This page is only available to users who log on to TeacherPortal with a district- or campus-level security administrator user ID.

This report lists blank, missing, and incomplete assignment grades sorted by grade level, student, course, and period according to options entered on this page.

Specify report options:

<b>Semester</b>	The current semester is displayed. You can select a different semester.
<b>Cycle</b>	The current cycle is displayed. You can select a different cycle.
<b>Grade Level</b>	Type a grade level to view data for a specific grade level. Leave blank to view all grade levels.
<b>Campus ID</b>	Type a three-digit campus ID to view data for a specific campus. Leave blank to view all campuses in the district.

<b>Grade Selection Options</b>	Select the items you want to include in the report. For example, to include all student assignment grades for which no grade has been entered, select <b>Show Blank Grades</b> . To include all items, select <b>Select All</b> .	
<b>Viewing Options</b>	<b>Page break between students</b>	Select to print one student per page. Otherwise, the data will print continuously.
	<b>View all assignments due after</b>	Select to narrow assignments by date, and <a href="#">enter a valid school date</a> .

Click **Generate**.

- The report opens in a new window, and you can print the report from that window.
- The report selection page remains open on your desktop.

[Administrator Options > View Courses Marked Ready to Post](#)

This page is only available to users who log on to TeacherPortal with a district-level security administrator user ID.

This page allows you to view and print a report of courses marked as ready to post for the cycle from the Administrator Options page. The page can only be accessed through the Administrator Options page after all courses are marked as ready to post. The **View Courses Marked Ready to Post** button is displayed.

The report heading includes the campus ID, semester, cycle, and date the report was generated. All courses-sections-periods ready to post are listed by teacher.

Generate the report:

- 
- From the Administrator Options page, click **View Courses Marked Ready to Post**.

The report opens in a new window.

### **Print the report:**

- Click **Print**.

The Print window opens allowing you to select your printer and settings. Click **Print** to continue.

- To close the report, click **Close Window** in the report window.

The report selection page remains open on your desktop.

[TxEIS Grade Reporting > Maintenance > Teacher Posting Status](#)

This report produces a report of classes by cycle that indicates if the teacher's cycle grade posting status is Posted, Ready to Post, or Not Ready to Post.

Semester: 1 Cycle: 2 Status Type: Not Ready to Post Retrieve

Date: 13:28:46 List of Classes Where Cycle Grade Status is Not Ready to Post Page: 1 of 3  
 Campus: 101 DANBURY ELEMENTARY Date/Time of Inquiry: 01:28:48 PM # Inactive Instructor  
 Semester: 1 Cycle: 2

Instr ID	Instructor Name		Crs Nbr	Sec Nbr	Title
495	AUER, BROOK	495	0321	01	MATH G-3
495			0321	02	MATH G-3
495			0321	03	MATH G-3
395	COPELAND, SAMANTHA	395	0431	01	SCIENCE G-4
395			0431	02	SCIENCE G-4
395			0431	03	SCIENCE G-4
395			0441	01	SOC.STUDIES G-4
395			0441	02	SOC.STUDIES G-4
395			0441	03	SOC.STUDIES G-4
445	DAVISON, ERICA R	445	0111	03	ELAR G-1
445			0121	03	MATH G-1
445			0131	03	SCIENCE G-1
445			0141	03	SOC.STUDIES G-1
375	DORRELL, AMANDA	375	0111	01	ELAR G-1
375			0121	01	MATH G-1
375			0131	01	SCIENCE G-1
375			0141	01	SOC.STUDIES G-1
485	FITZGERALD, JULIE	485	0521	01	MATH G-5
485			0521	02	MATH G-5
485			0521	03	MATH G-5
335	HAWKINS, MARY J	335	0231	01	SCIENCE G-2
335			0231	02	SCIENCE G-2
335			0231	03	SCIENCE G-2
335			0241	01	SOC.STUDIES G-2
335			0241	02	SOC.STUDIES G-2
335			0241	03	SOC.STUDIES G-2

TxEIS Grade Reporting Reports > Grades > SGR4500 - txGradebook Assignment Audit Reports

This report displays assignment and grade data from TeacherPortal, including categories, assignments, assignment grades, cycle and semester averages, and override grades. The report only lists students who have at least one assignment grade. The report is for the current or prior school year only. **It is recommended that you generate and retain a copy of this report at the end of each school year.**

If you enter values for course number, section number, instructor ID, student ID, or both semester and cycle, the report runs without checking the record count. If either the semester or cycle is blank and the student assignment record count is greater than 350,000 for the selected campus, the program will require a value for semester and/or cycle.

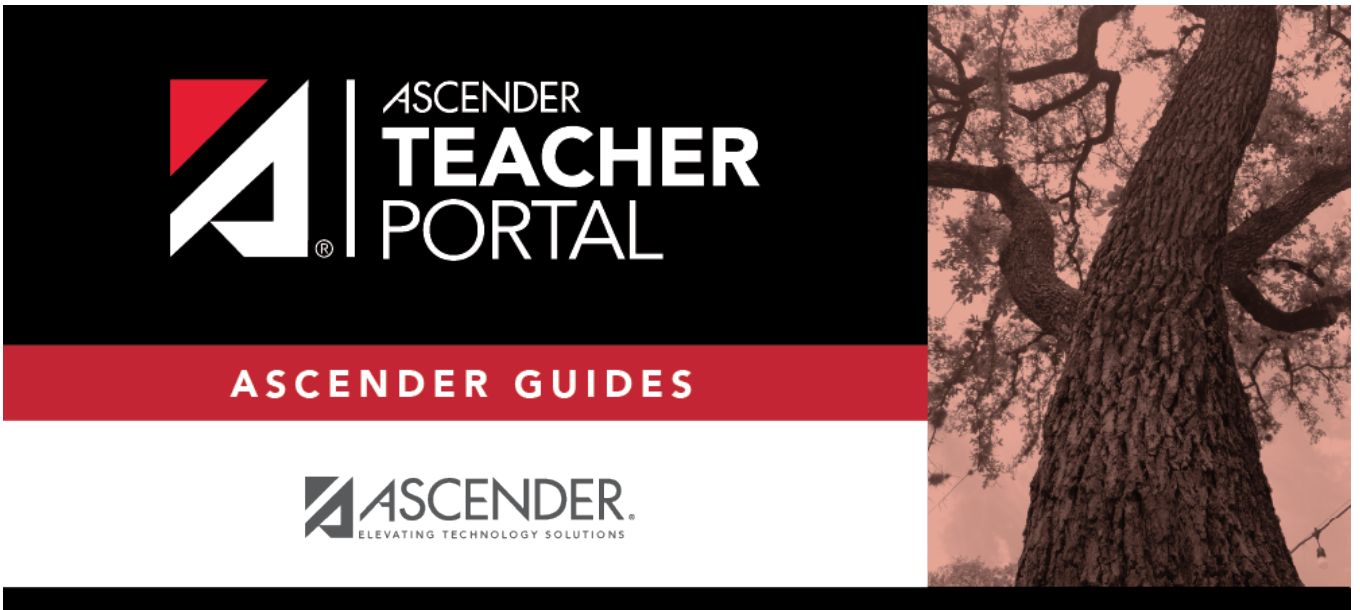
**Date Run:** ██████████ **bxGradebook Assignment Audit Report** **Program ID:** SGR4500  
**Cnty-Dist:** 925-925 **School Year 2019 - 2020** **Page:** 1 of 7507  
**Campus:** 001 **Semester: All Cycle: All** **# Inactive Instructor**  
**Instructor:** 202 ADAMS, CORY **Subject:** ALGEBRA 1 2001-32 **\* Withdrawn Student**  
**Student:** BRAYDEN J. ALLEN **ID:** 993782 **Wd Date:** 1: 75 2: 30  
**Override Exam** 90  
**Crs Wd**

Sem: 1 Cyc: 1 Cyc Avg: 75 Override Cyc Avg:

Category/Assignment	Nbr	Due Date	Grade	Late	Redo	Excl	Ex Crd
<b>Daily work/Homework (Weight 50%)</b>							
Multi-Step Equations	0		90				
Multi-Step Equations: Variables on Both Sides	1		90				
Literal Equations	3		75				
Multi-Step Equation and Variables Review	5		70				
Solving Proportions Practice	6		85				
Solving Proportions and Word Problems	7		24				
One Step and Multi Step Inequalities	9		100				
Compound Inequalities	10		75				
Quiz: One and Multi-Step and Compound Inequ.	11		50				
Graphs to Relate Two Quantities	12		100				
<b>Exams / Quizzes (Weight 50%)</b>							
Multi-Step Equation and Variables on Both Sides	2		75				
Test: One & Multi-Step Equ, Literal Equ and Prop	8		75				

Sem: 1 Cyc: 2 Cyc Avg: 69 Override Cyc Avg: 70

Category/Assignment	Nbr	Due Date	Grade	Late	Redo	Excl	Ex Crd
<b>Daily work/Homework (Weight 50%)</b>							
Using Graphs To Relate Two Quantities	0		80				
Graphing Linear and Nonlinear Functions	1		73				
Relations and Functions	2		84				
Patterns of Linear and Nonlinear Functions	3		93				
Finding Slope Of Two Points	5		77				



## Back Cover