



ASCENDER TeacherPortal Administrator Guide

Table of Contents

Discipline 1

TeacherPortal Administrator Guide

Discipline

Discipline Flow Chart

[View discipline referrals in TeacherPortal Admin.](#)

[Admin - Search for Discipline Referrals](#)

This page is only available to users who log on to TeacherPortal with a district- or campus-level security administrator user ID.

This page is the first step in viewing the [Admin - Discipline Referrals](#) page. You must select a specific student at a specific campus before viewing the Admin - Discipline Referrals page.

This page allows you to retrieve a student by campus, student ID, or name, and view the discipline records entered for the student by a teacher in TeacherPortal.

Admin - Search for Discipline Referrals

Admin - Search for Discipline Referrals - Find Student

Student ID:
Last Name:
First Name:
Campus ID:

Viewing Options: Page Break Between Referrals

Search

Search Results

Selection	Student ID	Last Name	First Name	Campus	Grade	Campus Enrollment Date	Campus Withdrawal Date
<input type="radio"/>	000010	BEST	SKYLAR M	001	09	08/26/2019	

[View Details](#)

Specify search criteria:

NOTE: You can search either by student ID or name; you cannot use both options at the same time.

Student ID	Begin typing the student's ID. As you begin typing the ID, a drop-down list displays students whose student ID matches the numbers you have typed. From the drop-down list, select a student.
Last/First Name	Begin typing the student's last or first name. As you begin typing the name, a drop-down list displays students whose name matches the letters you have typed. From the drop-down list, select a student.
Campus ID	Type the campus ID at which the student is currently enrolled. If you are logged on as a campus-level administrator, the campus ID is set to the campus you are logged on to and cannot be changed.
Viewing Options	Select Page Break Between Referrals if you want each incident to print on a separate page.

Click **Search**.

The students who match the criteria entered are listed, including student ID, name, campus, grade level, and entry/withdrawal dates for each campus. Students are sorted by last name, first name, and enrollment date.

Students are retrieved whether or not they have discipline records.

Select the student record you want to view, and click **View Details**.

The [Admin - Discipline Referrals](#) page opens.

[Admin - Discipline Referrals](#)

The page allows administrative users to view a student's discipline records.

Student:000010 - BEST, SKYLAR [Change Student](#)[Print](#)

Admin - Discipline Referrals

Campus: (001) 001 School

0 Completed, 0 Reviewed, 1 Pending Referrals found
0 High, 0 Medium, 1 Low,

Submitted By: JONASSIS

Student ID	Student Name	Grd Lvl
000010	BEST,SKYLAR	09

Severity: **Low**
 Offense Description: **Class disruption**
 Referrer Comments: **Chewing gum**
 Incident Date: **03/03/2020**
 Incident Time: **11:19 AM**
 Sent to Office
 Teacher Course-Section: **08 INT PHY & CHEM (4202-38)**
 Status: **Pending**
 Incident Location: **Regular Classroom**

For each record, the following information is displayed as entered in TeacherPortal on [Discipline > Discipline Referrals](#):

Submitted By	The name of the TeacherPortal user who submitted the referral.
Severity	The severity of the offense, such as Low, Medium, or High (High indicates a very severe offense) as indicated by the referrer.
Offense Description	The offense code selected by the teacher is displayed.
Referrer Comments	Comments related to the offense that were entered in TeacherPortal by the referrer.
Incident Date/Time	The date and time of the incident are displayed.
Sent to Office	Indicate whether or not the student was sent to the office as a result of the incident.
Teacher's Course Section	The course-section in which the incident occurred, if applicable.

Status	<p>Pending - Submitted referrals that are awaiting review and further action from an administrator.</p> <p>Reviewed - Submitted referrals that have been reviewed by an administrator, and for which the administrator is taking no further action.</p> <p>Completed - Submitted referrals that have been reviewed by an administrator, and for which further action was taken.</p>
---------------	--

Change Student	View data for another student. The Discipline Referrals - Find Student page is displayed allowing you to search for another student.
Print	Print displayed data. The Print dialog box opens allowing you to select your printer and settings. Click Print to continue. Otherwise, click Cancel .

[Manage discipline referrals in ASCENDER Discipline.](#)

NOTE: This step must be performed by an administrator with access to Discipline.

Discipline > Maintenance > Referrals

The Referrals page in Discipline allows a designated discipline approver to review discipline referrals entered in TeacherPortal and take appropriate action (i.e., review or create an incident record). These referrals may be entered by teachers or other employees who have authorization to enter referrals, such as a bus driver.

NOTE:

- You can only view referrals if you are designated as a discipline approver (i.e., the **Discipline Approver** field is selected on **Registration > Maintenance > Campus Profile > Campus Information Maintenance > Principal/Counselor**).
- All discipline approvers can view all referrals for the campus.

Discipline approvers who are set up to receive email notification of discipline referrals will receive an email message whenever an applicable referral is submitted from TeacherPortal.

The email message informs the approver that a referral has been submitted from TeacherPortal, but does not contain detailed information about the incident. The approver must

log on to the Discipline application to view the complete information.

An approver who does not receive an email notification can also access referrals by logging on to Discipline; the email message is not required.

When you first access the page, no data is displayed.

To retrieve a list of referrals, use the **Admin Number** or **Admin Name** autosuggest field to retrieve an administrator by ID or name.

You can limit the referrals list by specifying grade level, name, or date ranges, or a particular referral status, using one or more of these optional fields. Or, leave all of these fields blank to retrieve all referrals for the campus:

From/To Grade Level	Campus default values are displayed. If needed, you can clear these fields, or select other beginning and ending grade levels for the range of grade levels you want to retrieve.
From/To Name Range	Type the range of last names you want to retrieve (e.g., AA-MC).
From/To Name Incident Date	Type the beginning and ending dates to see referrals for a specific range of dates.
Status	Select Pending , Reviewed , and/or Completed to review only referrals with a specific status (or more than one specific status)

Click **Retrieve**.


The referrals are retrieved according to the criteria specified, sorted by status.


The screenshot shows the Discipline application interface. At the top, there are search filters: Admin Number (620), Admin Name (BUSINESS, ASCENDER), From Grade Level (09), To Grade Level (11), From Name Range, and To Name Range. Below these are checkboxes for Pending (checked), Reviewed (checked), and Completed (checked). A 'Retrieve' button is visible. Below the filters is a table of referrals with columns: Details, Status, Student ID, Students, Teachers, Grade Levels, Offense Code, Referrer Comment, Loc, Severity, Incident Date, Sent to Office, and Last Updated Date. The first row shows a referral with Status 'Pending', Student ID '003020', Students 'ALDERETE, PETE L.', Teachers 'aLastname, aFirstname', Grade Levels '11', Offense Code '0101', Referrer Comment 'cut class', Loc 'CLS', Severity 'M', Incident Date '11-11-2021', Sent to Office (unchecked), and Last Updated Date '11-11-2021'.

Status	The Status field displays the current status of the referral:	
	Pending	Indicates that the referral was submitted via TeacherPortal and is awaiting review and further action from an administrator.
	Reviewed	Indicates that the referral was reviewed by an administrator, and the administrator is taking no further action.
	Completed	Indicates that the referral was reviewed by an administrator, and that further action was taken (i.e., an incident record was created).

Students	The full name and ID of the student associated with the referral is displayed. If multiple students were involved, a separate row is displayed for each involved student. Students are listed alphabetically, regardless of their involvement in the incident. Only the row for the first student displays incident data.
Teachers	The name of the teacher who submitted the referral is displayed.
Grade Level	The student's grade level is displayed.

The following information is entered in TeacherPortal by the teacher or non-instructional staff member who submitted the referral.

Offense Code	The offense code selected by the teacher is displayed. NOTE: From TeacherPortal, teachers can only select offense codes that are allowed to be displayed in TeacherPortal. This is determined by the Include in txGradebook field on Discipline > Maintenance > Tables > District Level > Offense Codes .
Referrer Comment	The comments entered by the teacher who entered the referral are displayed. Only the first few words are visible in the grid, so you may need to click the  to open the details window where you can view the entire comment.
Loc	The code indicating the location of the incident. These codes are established on Discipline > Maintenance > Tables > District Level > Location Codes .
Severity	The severity of the incident, as indicated by the referrer. For example, High is displayed if the nature of the offense is very severe.
Incident Date	The date on which the incident occurred is displayed.
Sent to Office	The field is selected if the student(s) were sent to the office as a result of the incident.
Last Updated	The date on which the discipline referral was last updated via TeacherPortal. This date is updated every time the submitter re-submits a pending referral.

Click  to review the referral and decide whether you will create an incident or take no further action.

The Referral Details Form window opens.

Admin Number: 620 Admin Name: BUSINESS, ASCENDER From Grade Level: 09 To Grade Level: 11 From Name Range: To Name Range:

Pending: 1

Referral Details Form

Referral Detail

ALDERETE, PETE L. 11

Severity: M OffenseCode: 0101

Location: CLS Referrer Comments: cut class

Incident Date: 11-11-2021

Course/Sec: 7200.05

Teacher Name: aLastname, aFirstname Sent to Office:

Review: Create Incident:

Return Message

Character Count: 0/2000

Reviewed/Returned Date:

Click the Review or Create Incident checkboxes to enable the Save button.

Save Cancel

- In the **Referral Detail** section, the information entered by the submitter is displayed and cannot be changed.
- The fields below **Referral Detail** are for approver use.

Close a referral if no action needed:

Each submitted referral must be reviewed, although some referrals will require no additional disciplinary action. If no further action is needed, you can type comments regarding your decision, and change the status of the referral to **Reviewed**.

Admin Number: 620 Admin Name: BUSINESS, ASCENDER From Grade Level: 09 To Grade Level: 11

Pending: 1

Referral Details Form

Referral Detail

ALDERETE, PETE L. 11

Severity: M Offense Code: 0101

Location: CLS Referrer Comments: cut class

Incident Date: 11-11-2021

Course/Sec: 7200.05

Teacher Name: aLastname, aFirstname Sent to Office:

Return Message

Character Count: 39/2000

Student was given on campus suspension.

Reviewed/Returned Date: 05-09-2022

Review: Create Incident:

Save Cancel

- Select **Review** if you have reviewed the referral and are taking no further action.
- You should type comments under **Return Message** explaining your decision, up to 2000 characters, although the field is not required.
- (Required) In the **Reviewed/Returned Date** field, type the date on which the referral was reviewed.
- Click **Save**.


The window closes, and the Referrals page remains displayed. The status of the referral changes to **Reviewed**, and the grid is re-sorted by status, accordingly.

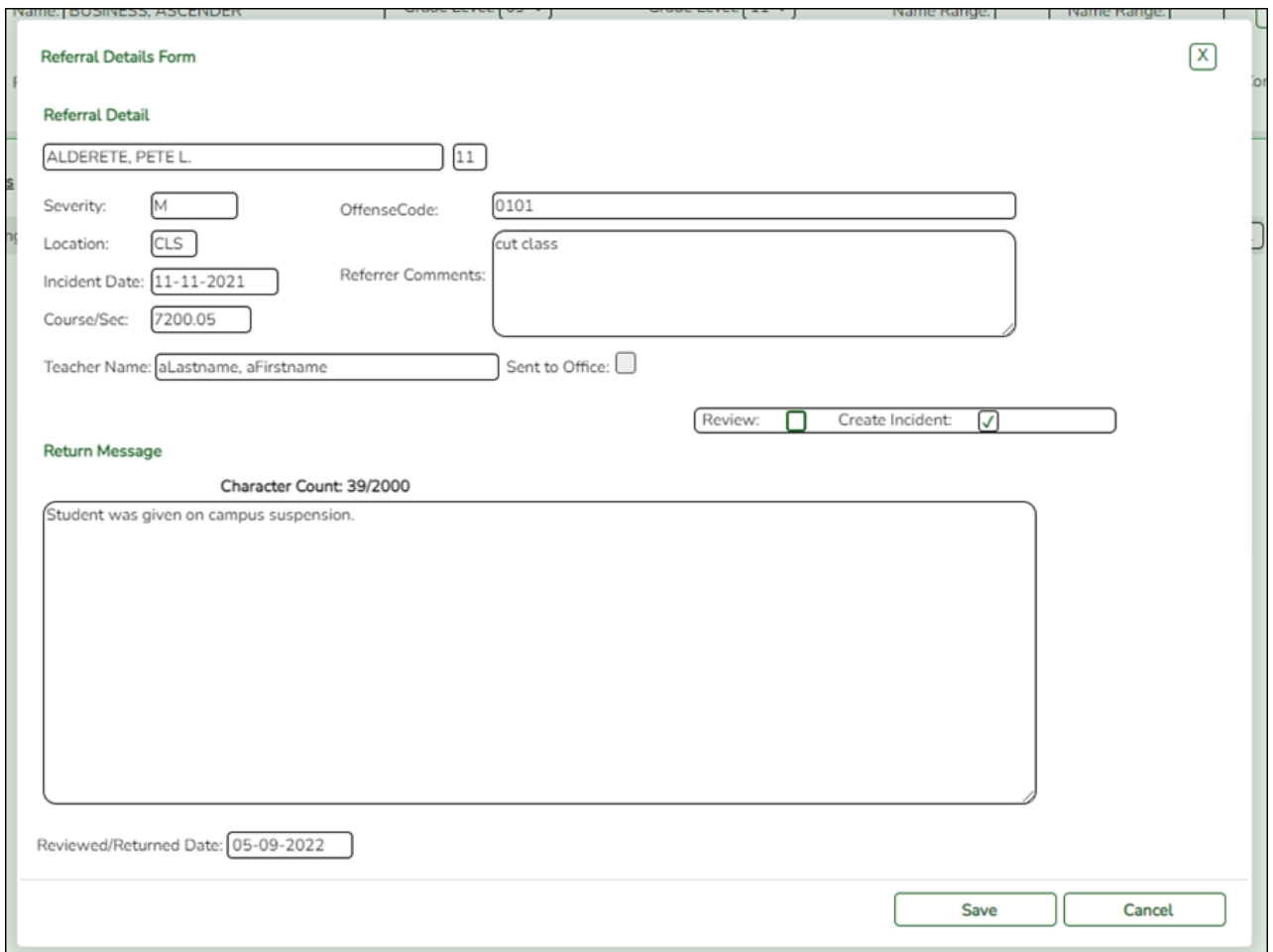
NOTE:

- The **Save** button is not enabled until **Review** (or **Create Incident**) is selected.
- You can return to this referral at any time and create an incident if necessary.

Create an incident record if needed:

Some submitted referrals require that you take further disciplinary action. To escalate the referral and carry out disciplinary action, you must create an incident record. If multiple students were involved, the students can all be linked to the same incident by incident number.

- From the Referrals page, click  to view the referral.



Referral Details Form

Referral Detail

ALDERETE, PETE L. 11

Severity: M OffenseCode: 0101

Location: CLS Referrer Comments: cut class

Incident Date: 11-11-2021 Course/Sec: 7200.05

Teacher Name: aLastname, aFirstname Sent to Office:

Review: Create Incident:

Return Message

Character Count: 39/2000

Student was given on campus suspension.

Reviewed/Returned Date: 05-09-2022

Save Cancel

- Select **Create Incident**.
- Type comments under **Return Message** explaining your decision, up to 2000 characters.
- Click **Save**.

The window closes, and the the Discipline Maintenance tab opens allowing you to add data for all involved students, such as offense and action codes, and save the incident record. The status of the referral changes to **Reviewed**, and the grid is re-sorted by status, accordingly.

See Online Help for additional instruction on using the Discipline Maintenance tab.

NOTE: The **Save** button is not enabled until **Review** or **Create Incident** is selected.

Parent views discipline incident in ParentPortal.

ASCENDER ParentPortal > Discipline

A student's discipline incident records may be displayed in the ParentPortal if this feature is enabled for the campus on **ASCENDER ParentPortal Admin > Admin Settings > District Settings**.

Parents/guardians who are logged on to ParentPortal will be able to view their student's discipline incident records for the current year.

NOTE: The **Comments** column displays the **Referrer Comments** and is only displayed to parents if enabled from the **District Settings** page.

Discipline

Filter By:

Semester:

Cycle:

Find Discipline

Date	Infraction	Disciplinary Action	Reported By	Administrator	Comment
05/04/2020 03:45 PM	Violation of established rules/procedures	In-School Suspension	Onassis, Jacqueline	Duncan, Tim	Student cut class and was found to be at the soccer field during class.



Back Cover