



navigate

Table of Contents

Navigation tools are located along the left side of the page, or in the top-right corner. Some tools function differently on mobile devices.

MOBILE DEVICE USERS: On a mobile device, tap  to access the side menu.

District

Campus

Teacher

Navigation

You can access your student's data. Data is only available if enabled by the district.

Attendance - You can...

Grades - You can ...


Reports - You can ...




Discipline - You can ...



Settings - You ca...

Admin - ...


Other Tools


 - Click to hide the left-side navigation bar. Click again to display the navigation bar.


 - Various sections throughout ParentPortal can be collapsed or expanded. Most data is expanded by default. Click  to hide the section from view. Click  to show the section.

 - Various pages throughout ParentPortal can be printed. Using the print icon instead of the browser's print option will ensure the best formatting of the content. Click  to print the content displayed.


Top-right


 - Click to view alerts for your student. The number of unread alerts (if any) is displayed in a red circle next to the icon.

 - Click to view ASCENDER ParentPortal online Help.

 - Click to change the language or log out of ASCENDER ParentPortal.

Bottom-left

 - Click to open the My Account page.

 - Click to log out of ASCENDER ParentPortal.



Back Cover