



navigate

Table of Contents

Navigation tools are located along the left side of the page, or in the top-right corner. Some tools function differently on mobile devices.

MOBILE DEVICE USERS: On a mobile device, tap  to access the side menu.

District

Campus

Teacher

Navigation

You can access your student's data. Data is only available if enabled by the district.

Attendance - You can post and view attendance.

Grades - You can enter assignment grades, as well as cycle and semester grades.


Reports - You can access a variety of teacher reports.

Discipline - You can enter discipline referrals and view the status of existing referrals.



Settings - You can manage your user profile, class settings, and more.



Admin - If you are logged on with a district- or campus-level administrator account, you can access additional administrator pages.

Other Tools

 - Click to hide the left-side navigation bar. Click again to display the navigation bar.

- Various sections throughout TeacherPortal can be collapsed or expanded. Most data is

expanded by default. Click  to hide the section from view. Click  to show the section.

 - Various pages throughout TeacherPortal can be printed. Using the print icon instead of the browser's print option will ensure the best formatting of the content. Click  to print the content displayed.

Top-right



- Click to view ASCENDER TeacherPortal online Help.



✓ - Click to log out of ASCENDER TeacherPortal.



Back Cover