



navigate

Table of Contents

Navigation tools are located along the left side of the page, or in the top-right corner. Some tools function differently on mobile devices.

MOBILE DEVICE USERS: On a mobile device, tap  to access the side menu.

District

Campus

Teacher

Navigation

You can access your student's data. Data is only available if enabled by the district.

Attendance - You can post and view attendance.

Grades - You can enter assignment grades, as well as cycle and semester grades.


Reports - You can access a variety of teacher reports.


Discipline - You can enter discipline referrals and view the status of existing referrals.



Settings - You can manage your user profile, class settings, and more.

Admin - If you are logged on with a district- or campus-level administrator account, you can access additional administrator pages.

Other Tools

 - Click to hide the left-side navigation bar. Click again to display the navigation bar.

 - Various sections throughout TeacherPortal can be collapsed or expanded. Most data is

expanded by default. Click  to hide the section from view. Click  to show the section.

Print button - Various pages throughout TeacherPortal can be printed. Using the print icon instead of the browser's print option will ensure the best formatting of the content. Click **Print** to print the content displayed.

Top-right



- Click to view ASCENDER TeacherPortal online Help.



∨ - Click to log out of ASCENDER TeacherPortal.



Back Cover