



admin_adminlongtermstitutes_body

Table of Contents

Any existing long-term substitute teachers are listed.

| | |
|---------------------------------|---|
| Show Non-Current Records | By default, only current records (i.e., those that have already started and have not yet ended) are displayed. Select the field to view all records, including those that have ended or have not yet started. |
|---------------------------------|---|

Click **Retrieve**.

The complete list is displayed.





Click **Add Substitute Entry** to add a long-term substitute. A pop-up window opens.

| | |
|-------------------|---|
| Substitute | Select the substitute teacher. |
| Teacher | Select the teacher for whom the long-term substitute will be teaching. |
| Begin Date | Enter the first date the long-term substitute will be teaching. Leave blank if the begin date is unknown. |
| End Date | Enter the final date the long-term substitute will be teaching. Leave blank if the ending date is unknown. |

Click **Save**.

The long-term substitute teacher is added to the grid.

NOTE: If you specified a future date for the begin date, the record will not be displayed in the grid unless you select Show **Non-Current Records** and click **Retrieve**.

| | |
|---|---|
|  | Click  to view and update information for an existing long-term substitute. The data is displayed in the fields on the right side of the page. Update the data as needed and click Save . |
|  | Click  to delete a long-term substitute from the grid. |



Back Cover