





administer_assignments_rubric

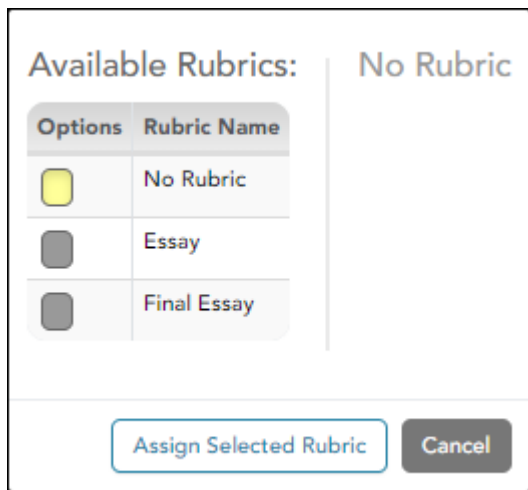
Table of Contents

You can assign an existing rubric chart to the assignment, which allows you to grade the assignment using a rubric chart. The rubric charts are created on [Settings > Rubric Setup](#).

- If a rubric chart is not currently associated with the assignment, the  icon (three black squares) is displayed.
- If a rubric chart is currently associated with the assignment, the  icon (four multicolored squares) is displayed.

Click the icon to associate a rubric chart with the assignment or to change the associated rubric chart.

The rubric chart window opens.



Options	Rubric Name
<input checked="" type="radio"/>	No Rubric
<input type="radio"/>	Essay
<input type="radio"/>	Final Essay

Assign Selected Rubric Cancel

Under **Available Rubrics**, any rubric charts you have created that have at least one skill and one score are listed.

Click for the rubric chart you want to use. If the rubric is selected, the box becomes yellow .

Available Rubrics:

Options	Rubric Name
<input type="checkbox"/>	No Rubric
<input checked="" type="checkbox"/>	Essay
<input type="checkbox"/>	Final Essay

Previewing: Essay

Skills	Scores									
	Below Average		Average		Above Average		Exceeds Expectations			
	Low Points	High Points	Low Points	High Points	Low Points	High Points	Low Points	High Points	Low Points	High Points
	1	6	7	12	13	18	19	20		
Organization	The essay lacks a clear introduction, body, and conclusion.		The introduction states the main topic. A conclusion is included.		The introduction states the main topic. The body is developed. A conclusion is included.		The introduction is inviting and states the main topic. Information is relevant and presented logically. The conclusion is strong.			
Focus and Detail										
Sentence Structure, Grammar, and Spelling										
Word Choice										
Citation										

Total Points Possible 100

You can only change the rubric chart assigned to an assignment if no grades exist for the rubric chart.

Click **Assign Selected Rubric**.

The window closes.

IMPORTANT: The **Total Points** field for the assignment changes to display the maximum possible points for the rubric chart (maximum possible points x skill count) and is read-only.



Back Cover