



assignment_grades_transfer_student

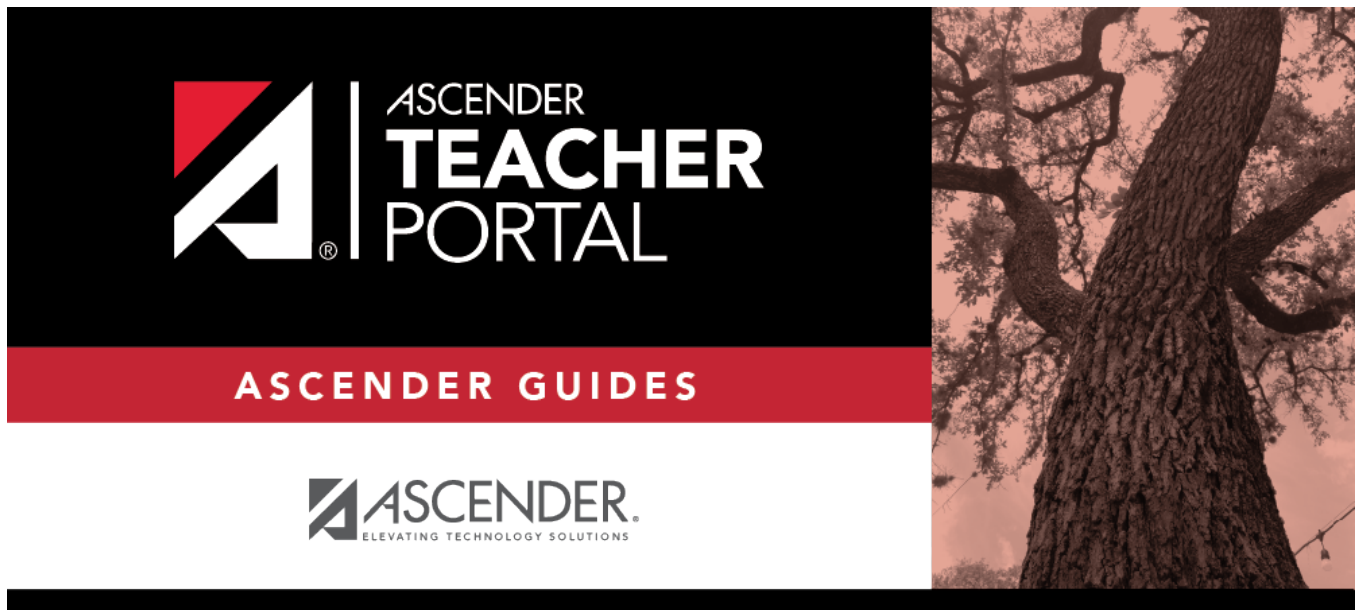
Table of Contents

If a student transfers into the course, you must accept the student into the course and enter his walk-in transfer average and weight. The campus, student ID, semester, and cycle must all be the same for the average to transfer.

Beside each student's name is the transfer icon  (i.e., a gray T) indicating that he is not a transfer student. If a student transfers into the class, the red transfer icon  is displayed next to his name.

[Steps for accepting a transfer student:](#)

{{page>general:assignment_grades_accept_transfer_student_steps



Back Cover