



Manage Student Groups

Table of Contents

Manage Student Groups 1

Manage Student Groups

Settings > Manage Student Groups

This page allows you to create and maintain groups of students for reporting purposes. The student groups can be campus-wide and are not limited to a particular course-section. Special group reports are available to provide data for the student groups.

Teachers are given access by administrators to create student groups as follows:

- **No access:** (Teacher cannot create student groups.) If you do not have access, the Student Group Manager page is not listed in the menu.
- **Course-wide access:** (Teacher can create student groups that include only students enrolled in your courses.)
- **Campus-wide access:** (Teacher can create student groups that include any students at the campus.) If you do not have this access, an administrative user (impersonating you as the teacher) can create groups for you. Groups can only be created for teachers who have a TeacherPortal account.

Users can run group reports for their own groups, regardless of who created the group.

Manage My Science Club Group

Search Options

Within Grade Level:

All

By:

Last Name
 First Name
 Student ID

Search

Students Assigned to Teacher (107)

Show 10 entries

| <input type="checkbox"/> | Student ID | Grade | Last Name | First Name |
|--------------------------|------------|-------|------------------|------------|
| <input type="checkbox"/> | 992142 | 12 | BAIN | TAYLOR |
| <input type="checkbox"/> | 994254 | 11 | BALDERRAMA | DANNA |
| <input type="checkbox"/> | 980257 | 11 | BELTRAN | JENNIFER |
| <input type="checkbox"/> | 981217 | 12 | BIENEK | KYLEE |
| <input type="checkbox"/> | 993103 | 10 | BRANDON | MARIO |
| <input type="checkbox"/> | 993037 | 11 | BURFORD-ZAWAHREH | TRACE |
| <input type="checkbox"/> | 994400 | 11 | BYRD | DALE |
| <input type="checkbox"/> | 981173 | 12 | CADDELL | RILEY |
| <input type="checkbox"/> | 993057 | 11 | CARROLL | BAILEY |
| <input type="checkbox"/> | 980109 | 11 | CARTER | JESSENIA |

Previous 1 2 3 4 5 ... 11 Next

Add >

< Delete





Science Club Group (4)

Show 10 entries

| <input type="checkbox"/> | Student ID | Grade | Last Name | First Name |
|--------------------------|------------|-------|-----------|------------|
| <input type="checkbox"/> | 993125 | 10 | ALANIS | CARLOS |
| <input type="checkbox"/> | 992770 | 10 | ANZUA | CRYSTAL |
| <input type="checkbox"/> | 992297 | 12 | BACA | SERGIO |
| <input type="checkbox"/> | 980619 | 11 | BALENCIA | RYAN |

Previous 1 Next

Create a group:

| | |
|-----------------------------------|---|
| Group Manager (left grid) | Your existing groups are listed. Otherwise, the message “No Student Groups were found” is displayed. |
| Group Reports (right grid) | <p>The available student group reports are listed; they are linked to the reports in the Reports > Student Group Reports submenu. Some of the group reports mirror other reports available in the Reports menu.</p> <p>If no groups exist, the message “No Student Groups Exist” is displayed in place of any reports.</p> |
| Group Manager (left grid) | <p>To add a new group, type a unique group name in the field next to the Add Group button, then click Add Group. See notes on Special Characters allowed when entering the group name.</p> <p>The group is listed in the Group Manager (left grid) with a student count of 0.</p> <p> Click  to add or delete students in the group. The Manage My Group page opens.</p> <p>From that page, add students to your group, save, and then click Return to Student Group Manager to return to this page. The Count column is updated to reflect the number of students selected.</p> <p> Click  to delete a group. You are prompted to confirm that you want to delete the group. Click OK.</p> |

**Group Reports
(left grid)**

Click a report title to run the report for a student group:

- The group [Admin Student Grades](#) page allows you to run the Admin Student Grades report for a student group.
- The [Attendance Summary](#) report generates a summary report of student attendance for a specified student group.
- The [Student Grades Report \(and UIL Eligibility\) Report](#) lists student working cycle averages for all of their courses, which allows you to determine UIL eligibility and locate students who may be at risk of losing eligibility. Courses in which the student has failing grades are shaded pink.

Copy a group to another teacher:

This is only available for administrative users.

Click **Copy groups to another teacher** to copy a teacher's student groups to another teacher.

The [Copy Student Groups](#) page opens.



Back Cover