



**Update data:**



# Table of Contents



☐ Verify the information entered on State Reporting is correct.

The State Reporting tab allows the user to enter data reported in the Education Organization Domain.

## Update data:



<b>ASVAB</b>	<p>ARMED-SERVICES-VOC-APT-BATTERY-INDICATOR-CODE (E1625) (S1) (Code table C217)</p> <p>Select the code indicating if the district or open-enrollment charter school provides students in grade levels 10-12 an opportunity to take the Armed Services Vocational Aptitude Battery (ASVAB) test or a comparable substitute. This field is not displayed prior to 2018-2019.</p> <p><b>NOTE:</b> As of the 2019-2020 school year, the field is not mandatory at campuses that do not offer grade levels 10-12, per TEDS 2020.2.0. The field is required at campuses with grade levels 10-12.</p>
<b>Family Engagement Plan Link</b>	<p>FAMILY-ENGAGEMENT-PLAN-LINK (E1583) (S3)</p> <p>Type the website address used by the LEA to provide its Family Engagement Plan.</p>
<b>Local Education Agency Category</b>	<p>Select the Local Education Agency Category and the Local Education Agency Category Description for the School Year.</p>
<b>Education Organization Category</b>	<p>Select the Education Organization Category and the Education Organization Category Description for the School Year.</p>

<b>Program Evaluation Type</b>	<p>PROGRAM-EVALUATION-TYPE (E1626) (Code table C216)</p> <p>Select the Program Evaluation Type that indicates the type of program evaluation tool LEAs use to report the progress of students participating in a High-Quality PK program.</p>
--------------------------------	---

☐ Click **Save**.



☐ Under **Gifted and Talented Programs**:

☐ Click **+Add** to add a record.

	<p><a href="#">Delete a row.</a></p> <p>1. Click  to delete a row. The row is shaded red to indicate that it will be deleted when the record is saved. You can select multiple rows to be deleted at the same time.</p> <p>2. Click <b>Save</b>. You are prompted to confirm that you want to delete the row. Click <b>Yes</b> to continue. Otherwise, click <b>No</b>.</p> <p>You can save edits and delete records in the same step (i.e., the changes are all committed when the record is saved).</p>
<b>GT Program</b>	<p>GIFTED-TALENTED-PROGRAM-CODE (E1645) (Code table C223) indicates a gifted and talented program the LEA has established that is consistent with the state plan developed under TEC 29.123.</p> <p>Select the program code from the drop-down menu.</p>

☐ Under **CTE Programs of Study**:

☐ Click **+Add** to add a record.

	<p><a href="#">Delete a row.</a></p> <p>1. Click  to delete a row. The row is shaded red to indicate that it will be deleted when the record is saved. You can select multiple rows to be deleted at the same time.</p> <p>2. Click <b>Save</b>. You are prompted to confirm that you want to delete the row. Click <b>Yes</b> to continue. Otherwise, click <b>No</b>.</p> <p>You can save edits and delete records in the same step (i.e., the changes are all committed when the record is saved).</p>
---	--

<b>Program Code</b>	<p>PROGRAM-OF-STUDY (E1643) (Code table C220) indicates a program of study the LEA offers.</p> <p>A program of study is a comprehensive, structured approach for delivering academic and career and technical education to prepare a student for postsecondary education and career success.</p> <p>Select the program code from the drop-down menu.</p>
---------------------	--

☐ Click **Save**.



## Back Cover