



## **guide\_summer\_verify\_options**







# Table of Contents



[State Reporting > Options](#)

Verify that the following are set correctly:

<b>Submission Year</b>	For example, for the 2020-2021 summer submission, the field would be set to 2021.
<b>As-of Date</b>	Type the fall as-of date provided by the TEA. Or, click the field to select the date from a calendar. The as-of date is edited to ensure a valid date is entered. This date is used in the fall staff and fall student extracts.
<b>School Start Window (SSW) Date</b>	Type the school-start window date set by the TEA for the current school year. Or, click the field to select the date from a calendar.
<b>Generic Program for Dyslexia Reporting</b>	DYSLEXIA-INDICATOR-CODE (E1530) (S1) Code table: C088  Type or click  to <a href="#">select the code</a> indicating the local program used to track students identified as dyslexic.
<b>Generic Program for Early College High School Reporting</b>	ECHS-INDICATOR-CODE (E1560) (S1, S3, S4) Code table: C088  Type or click  to <a href="#">select the code</a> indicating the local program used to track students participating in the Early College High School (ECHS) program.
<b>Generic Program for T-STEM Academy Reporting</b>	T-STEM-INDICATOR-CODE (E1559) (S1, S3, S4) Code table: C088  Type or click  to <a href="#">select the code</a> indicating the local program used to track students participating in the Texas Science, Technology, Engineering and Mathematics (T-STEM) Initiative program.
<b>Generic Program for IGC Reporting</b>	INDIVIDUAL-GRADUATION-COMMITTEE-REVIEW-CODE (E1563) (S3) Code table: C201  Type or click  to <a href="#">select the code</a> indicating the local program used to track students assigned to an Individual Graduation Committee (IGC).

1. Verify that Submission Year is set correctly. For the 2016-2017 school year, the field must be set to 2017. 2. Verify that the As-of Date and School Start Window (SSW) Date fields are set correctly. For 2016-2017: zz The As-of Date is 10/28/2016. zz The School Start Window (SSW) Date is 09/30/2016. This is the closing date for the window. 3. Verify that generic codes are properly set for crisis reporting (if applicable), early college high school, T-STEM, and IGC reporting.

On pages in TxEIS TSDS where student records are retrieved, you can click Prev and Next to view the previous and next students in alpha order within a campus or grade level. The following options allow you to indicate if you want to scroll through students within a campus, grade level, or both. If both are selected, the sort is by campus then grade level. zz Select Sort Prev/Next Student Search by Campus if you want to view students alphabetically within the campus of the retrieved student. zz Select Sort Prev/Next Student Search by Grade if you want to view students alphabetically within the grade level of the retrieved student. 5. Click Save.



## Back Cover