



import_staff_body

Table of Contents

File Click **Browse** to locate and select the file to import.


Click **Import**.


The results of the import are displayed, including a count of records with errors, and total records read, updated, and imported.


Print Report


[Print the error report](#). If errors occurred, the line number in the file will correspond to the record that caused the error.

Review the report using the following buttons:


Click  to go to the first page of the report.


Click  to go back one page.


Click  to go forward one page.

Click  to go to the last page of the report.

The report can be viewed and saved in various file formats.

Click  to save and print the report in PDF format.

Click  to save and print the report in CSV format. (This option is not available for all reports.) When a report is exported to the CSV format, the report headers may not be included.

Click  to close the report window. Some reports may have a **Close Report**, **Exit**, or **Cancel** button instead.



Back Cover