



# finance



# Table of Contents

**Finance Budget (Fall)** ..... 1



# Finance Budget (Fall)

## TSDS > Maintenance > Fall > Finance Budget


Complex type: *BudgetExtension*

The budget data records report revenues, expenditures, other uses, other resources, and beginning fund balances as of specific dates determined each year by TEA. PEIMS collects financial data in the chart of accounts format following the mandatory accounting codes outlined in the TEA Financial Accountability System Resource Guide. This information can be extracted from the TxEIS finance files or entered manually for the Fall collection.

### Modify a record:



Click **+Add** to add a blank row.

Field	Description
<b>Fund</b>	FUND-CODE (E0316) Code table: C145  Select the fund group and specific fund (when applicable) for actual financial data for budget and payroll. Click  to add or change the code for the field.
<b>Func</b>	FUNCTION-CODE (E0317) Code table: C146  Select the general operational area which groups together related activities. Click  to add or change the code for the field.
<b>Object</b>	OBJECT-CODE (E0318) Code table: C159  Select the account, transaction, or source of funds indicating the major account group to which a transaction is posted or to which the associated monies are related. Click  to add or change the code for the field.
<b>Org</b>	ORGANIZATION-CODE (E0319)  Type the code used to identify the campus within the district with which the account is associated, up to three digits.
<b>Fscl Yr</b>	FISCAL-YEAR (E0974)  Type the last digit of the current fiscal year for the fund (e.g., the fiscal year is 9 for the 2018-2019 fiscal year).

Field	Description
<b>Pgm</b>	<p>PROGRAM-INTENT-CODE (E0320) Code table: C147</p> <p>Select the code indicating the cost of instruction and other services directed toward a particular need of a specific set of students, but not the demographic makeup of the students served.</p> <p>Click  to add or change the code for the field.</p>
<b>Amount</b>	<p>BUDGET-AMOUNT (E0321)</p> <p>Type the dollar value associated with budget financial account information rounded to the nearest dollar. This amount comes from the general ledger.</p>

Click **Save**.

**Other functions and features:**

	<p><a href="#">Delete a row.</a></p> <p>Click  to delete a row. The row is shaded red to indicate that it will be deleted when the record is saved.</p> <p>Click <b>Save</b>.</p>
<b>Retrieve</b>	<p><a href="#">Retrieve an account.</a></p> <p>Discard unsaved changes, and retrieve information since the last time data was saved.</p>



## Back Cover