



specialeddiv

Table of Contents

Special Ed (Fall) 1

Special Ed (Fall)

TSDS > Maintenance > Fall > Student > Special Ed

Update data for the *StudentSpecialEdProgramAssociationExtension* complex type as needed.

The *StudentSpecialEdProgramAssociationExtension* complex represents the special education program(s) that a student participates in or receives services from.


Modify a record:

Select a student

To retrieve a student's records, select the student in one of the following ways:

Stu ID	Begin typing the student ID. As you begin typing the student ID, a drop-down list displays students whose ID matches the numbers you have typed. The drop-down list displays the students' full name and grade level. From the drop-down list you can select the student.
Stu Name	<p>Begin typing the student's name in one of the following formats:</p> <ul style="list-style-type: none"> • Last name, comma, first name • Last name initial, comma, first name initial <p>As you begin typing the name, a drop-down list displays students whose names match the letters you have typed. The drop-down list also displays student IDs, and grade levels. From the drop-down list you can select the student.</p>
Texas Unique Stu ID	Begin typing the student's Texas Unique Student ID. As you begin typing the ID, a drop-down list displays students whose ID matches the numbers you have typed. The drop-down list also displays student's last name, first name, middle name, and grade level. From the drop-down list you can select the student.
Directory	Click Directory to select a student from the directory .

Click **Retrieve** to retrieve the selected student.

Field	Description
Primary Disability	<p>PRIMARY-DISABILITY-CODE (E0041) Code table: C053</p> <p>Click  to select the code indicating the student's primary disability as recorded in the student's Individualized Education Program (IEP).</p> <p>Rule 41163-0003: At least one disability must be selected for a special education student.</p>

Field	Description
Secondary Disability	<p>SECONDARY-DISABILITY-CODE (E0834) Code table: C053</p> <p>Select the secondary type of disability recorded in the student's IEP.</p> <p>Rule 41163-0002: This field cannot be set to 14 for a special education student.</p>
Tertiary Disability	<p>TERTIARY-DISABILITY-CODE (E0835) Code table: C053</p> <p>Select the tertiary or third disability recorded in the student's IEP.</p> <p>Rule 41163-0002: This field cannot be set to 14 for a special education student.</p>

- Edit 16338: The **Primary Disability**, **Secondary Disability**, and **Tertiary Disability** fields cannot all be the same.



Multiply Disabled	<p>MULTIPLY-DISABLED-INDICATOR-CODE (E0882) Code table: C088</p> <p>Select if the student was designated by the Admission, Review, and Dismissal (ARD) committee as multiply disabled during the reporting period.</p>
Instructional Setting	<p>INSTRUCTIONAL-SETTING-CODE (E0173) Code table: C035</p> <p>Select the code for the setting used to provide instruction to student.</p>
Speech Therapy	<p>SPEECH-THERAPY-INDICATOR-CODE (E0857) Code table: C095</p> <p>Indicate whether the student is receiving speech pathology/speech therapy services through the special education program in a speech therapy instructional arrangement.</p> <p>Rule 41163-0011: If Speech Therapy is 1 (i.e., <i>receives speech therapy only</i>), the student's Instructional Setting must be 00 (i.e., <i>no instructional setting</i>).</p> <p>Rule 41163-0033: If Speech Therapy is 2 (i.e., <i>receives speech therapy and other services</i>), the student's Instructional Setting must not be 00.</p>
Child Count Funding Type	<p>CHILD-COUNT-FUNDING-TYPE-CODE (E0832) Code table: C066</p> <p>Indicate the federal program under which the student is counted.</p>

Regional Day School Pgm for the Deaf	<p>REG-DAY-SCH-PROG-DEAF-CODE (E0833) Code table: C067</p> <p>Indicate whether the student is enrolled in the regional day school program for the deaf.</p> <p>Rule 41163-0010: If any value other than 0 is selected (i.e., <i>the student is receiving services from the RDSPD</i>), the student's Primary Disability, Secondary Disability, or Tertiary Disability must be 03 or 05 (indicating the student has auditory impairment or deaf-blind disabilities).</p> <p>Rule 41163-0035: If any value other than 0 is selected, the Dist of RDSPD Service must not be blank.</p>
Early Childhood Intervention (ECI)	<p>EARLY-CHILDHOOD-INTERV-IND-CODE (E0900) Code table: C088</p> <p>Select if the infant or toddler from birth through age 2 is participating in the early childhood intervention program.</p> <p>Rule 41163-0012: If selected, the Instructional Setting cannot be 31, 32, or 34 (i.e., Home-Based Instruction, Center-Based Instruction, or Other Environment).</p> <p>Rule 41163-0043: If selected, the Primary Disability must be 03, 04, 05, or 12 (i.e., Auditory Impairment, Visual Impairment, Deaf-Blind, or Developmental Delay).</p>
Preschool Program (PPCD)	<p>PRESCHL-PROG-CHLDRN-WITH-DISAB-IND-CD (E0899) Code table: C088</p> <p>Select if the student age 3-5 is receiving any special education and related services from the school district or charter school in any setting or environment from the Preschool Program for Children with Disabilities (PPCD).</p> <p>Rule 41163-0041 I: If selected and Instructional Setting is 01 (i.e., <i>Homebound</i>), the PPCD Service Location must be 7 (i.e., <i>Receives services at principal residence</i>).</p> <p>Rule 41163-0047: If <i>not</i> selected, the PPCD Services Location must be set to 0 (i.e., <i>Not Applicable</i>).</p> <p>This field is automatically selected if PPCD Service Location has a value.</p>
PPCD Service Location	<p>PPCD-SERVICE-LOCATION-CODE (E1077) Code table: C184</p> <p>Select the code indicating if the PPCD student received his special education services in a regular early childhood program, which is defined as a program that is designed for typically developing children ages 3-5 and is not specifically or primarily designed for children with disabilities and includes (at the time of the placement decision) a majority of at least 50 percent of non-disabled children (i.e., children without an individualized education program (IEP)).</p> <p>Rule 41163-0032: If Preschool Program (PPCD) is selected, the PPCD Service Location must not be 0.</p>

<p>Dist of RDSPD Service</p>	<p>DISTRICT-OF-RDSPD-SERVICE (E1527)</p> <p>Type the six-digit Regional Day School Program for the Deaf (RDSPD) fiscal agent district that provides the RDSPD service to a student.</p> <p>Rule 41163-0034: This field must be blank if Regional Day School Pgm for the Deaf is set to 0 (i.e., <i>not enrolled</i>).</p>
<p>Services</p>	<p>AUDIOLOGICAL-SERV-IND-CODE (E0838) ASSISTIVE-TECH-INDICATOR-CODE (E0997) COUNSELING-SERVICES-IND-CODE (E0840) INTERPRETING-SERVICES-TYPE-CODE (E1040) MEDICAL-DIAGNOSTIC-SERV-IND-CODE (E0841) MEDICALLY-FRAGILE-IND-CODE (E0999) OCCUPATIONAL-THERAPY-IND-CODE (E0843) ORIENT-MOBILITY-TRNG-IND-CODE (E0844) PHYSICAL-THERAPY-IND-CODE (E0845) PSYCHOLOGICAL-SERVICES-IND-CODE (E0846) RECREATION-IND-CODE (E0847) SCHOOL-HEALTH-SERVICES-IND-CODE (E0848) SOCIAL-WORK-SERVICES-IND-CODE (E0849) TRANSPORTATION-INDICATOR-CODE (E0851) Code table: C088</p> <p>Select the services the student received or is scheduled to receive during the current semester.</p>

Click **Save**.

Other functions and features:

<p>Add</p>	<p>Add a student.</p>
<p></p>	<p>Delete a row.</p> <p>Click  to delete a row. The row is shaded red to indicate that it will be deleted when the record is saved.</p> <p>Click Save.</p>
<p>Delete</p>	<p>Delete all of the student's records.</p> <p>Click Delete to delete all of the student's records. A confirmation message is displayed.</p> <p>Click OK to continue. Otherwise, click Cancel.</p>
<p>Change ID</p>	<p>Change the student's ID.</p> <p>The Change ID button is disabled until a student is retrieved on the page.</p> <p>Retrieve a student, and click Change ID. The Change Student ID section is displayed at the top of the page.</p> <p>In the New Student ID field, type a valid social security number that you would like to change the existing ID to, and then click Submit.</p> <p>The Change Student ID dialog box is displayed prompting you to review the change ID request information and accept the information if it is correct.</p> <p>Click OK to continue. Otherwise, click Cancel.</p>

Prev and Next

[Scroll through students.](#)

Once a student is retrieved, click **Prev** or **Next** to scroll to the previous or next student alphabetically.



Back Cover