



## Special Ed (Summer)



# Table of Contents

**Special Ed (Summer)** ..... 1



# Special Ed (Summer)

**State Reporting > Maintenance > Summer > Student > Special Ed**

Update data for the *StudentSpecialEducationProgramAssociationExtension* complex types as needed.

[Cross reference for Special Ed tab:](#)

State Reporting Field	Element	ASCENDER Field(s)
<b>Registration &gt; Maintenance &gt; Student Enrollment &gt; SpecEd</b>		
<b>Beg Dt</b>	SPECIAL-ED-INDICATOR-CODE (E0794) (Code table: C088)	<b>Entry Date</b>
<b>End Dt</b>	SPECIAL-ED-INDICATOR-CODE (E0794) (Code table: C088)	<b>Exit Date</b>
<b>Prim Dis</b>	PRIMARY-DISABILITY-CODE (E0041) (Code table: C053)	<b>Prim Dis</b>
<b>Sec Dis</b>	SECONDARY-DISABILITY-CODE (E0834) (Code table: C053)	<b>Sec Dis</b>
<b>Tert Dis</b>	TERTIARY-DISABILITY-CODE (E0835) (Code table: C053)	<b>Tert Dis</b>
<b>Multi Dis</b>	MULTIPLY-DISABLED-INDICATOR-CODE (E0882) (Code table: C088)	<b>Multi Dis</b>
<b>Instr Set</b>	INSTRUCTIONAL-SETTING-CODE (E0173) (Code table: C035)	<b>Instrl Set</b>
<b>Asst Tech</b>	ASSISTIVE-TECH-INDICATOR-CODE (E0997) (Code table: C088)	<b>Asst Tech</b>
<b>Aud Svcs</b>	AUDIOLOGICAL-SERV-IND-CODE (E0838) (Code table: C088)	<b>Aud Svc</b>
<b>Coun Svcs</b>	COUNSELING-SERVICES-IND-CODE (E0840) (Code table: C088)	<b>Couns Svc</b>
<b>ECI</b>	EARLY-CHILDHOOD-INTERV-IND-CODE (E0900) (Code table: C088)	<b>ECI</b>
<b>Interp Svcs</b>	INTERPRETING-SERVICES-TYPE-CODE (E1040) (Code table: C174)	<b>Interp Svc</b>
<b>Medical Diag</b>	MEDICAL-DIAGNOSTIC-SERV-IND-CODE (E0841) (Code table: C088)	<b>Medical Diag</b>
<b>Occup Thrpy</b>	OCCUPATIONAL-THERAPY-IND-CODE (E0843) (Code table: C088)	<b>Occup Thrpy</b>
<b>Orient Trng</b>	ORIENT-MOBILITY-TRNG-IND-CODE (E0844) (Code table: C088)	<b>Orient Trng</b>
<b>Phys Thrpy</b>	PHYSICAL-THERAPY-IND-CODE (E0845) (Code table: C088)	<b>Phys Thrpy</b>
<b>PPCD</b>	PRESCHL-PROG-CHLDRN-WITH-DISAB-IND-CD (E0899) (Code table: C088)	<b>PPCD</b>
<b>Psych Svcs</b>	PSYCHOLOGICAL-SERVICES-IND-CODE (E0846) (Code table: C088)	<b>Psych Svc</b>
<b>Rec Thrpy</b>	RECREATION-IND-CODE (E0847) (Code table: C088)	<b>Rec Thrpy</b>
<b>RDSPD</b>	REG-DAY-SCH-PROG-DEAF-CODE (E0833) (Code table: C067)	<b>RDSPD</b>
<b>Sch Hlth</b>	SCHOOL-HEALTH-SERVICES-IND-CODE (E0848) (Code table: C088)	<b>Sch Hlth Svc</b>
<b>Soc Wrk</b>	SOCIAL-WORK-SERVICES-IND-CODE (E0849) (Code table: C088)	<b>Soc Wrk Svc</b>
<b>Speech Ther</b>	SPEECH-THERAPY-INDICATOR-CODE (E0857) (Code table: C095)	<b>Speech</b>
<b>Transport</b>	TRANSPORTATION-INDICATOR-CODE (E0851) (Code table: C088)	<b>Transport</b>




## Modify a record:


[Select a student](#)



To retrieve a student's records, select the student in one of the following ways:

<b>Stu ID</b>	Begin typing the student ID. As you begin typing the student ID, a drop-down list displays students whose ID matches the numbers you have typed. The drop-down list displays the students' full name and grade level. From the drop-down list you can select the student.
<b>Stu Name</b>	Begin typing the student's name in one of the following formats: <ul style="list-style-type: none"> <li>• Last name, comma, first name</li> <li>• Last name initial, comma, first name initial</li> </ul> <p>As you begin typing the name, a drop-down list displays students whose names match the letters you have typed. The drop-down list also displays student IDs, and grade levels. From the drop-down list you can select the student.</p>
<b>Texas Unique Stu ID</b>	Begin typing the student's Texas Unique Student ID. As you begin typing the ID, a drop-down list displays students whose ID matches the numbers you have typed. The drop-down list also displays student's last name, first name, middle name, and grade level. From the drop-down list you can select the student.
<b>Directory</b>	Click <b>Directory</b> to select a student from the <a href="#">directory</a> .

Click **+Add**.

<b>Beg/End Dt</b>	SPECIAL-ED-INDICATOR-CODE (E0794) Code table: C088  (RF TRACKER: EFFECTIVE-DATE (E1632))  Indicate the dates the student entered/exited the program.
<b>Prim Dis</b>	PRIMARY-DISABILITY-CODE (E0041) Code table: C053  Click  to select the type of <a href="#">primary disability</a> as determined by the Admission, Review, and Dismissal (ARD) committee and recorded in the student's Individual Education Plan (IEP).
<b>Sec Dis</b>	SECONDARY-DISABILITY-CODE (E0834) Code table: C053  Click  to select the student's <a href="#">secondary disability</a> . This code is not required unless the student has been identified with a secondary disability code by the ARD committee.  The secondary disability cannot be the same as the student's primary or tertiary disability.
<b>Tert Dis</b>	TERTIARY-DISABILITY-CODE (E0835) Code table: C053  Click  to select the student's <a href="#">tertiary (i.e., third-level) disability</a> .  The tertiary disability cannot be the same as the student's primary or secondary disability.

<b>Multi Dis</b>	<p>MULTIPLY-DISABLED-INDICATOR-CODE (E0882) Code table: C088</p> <p>Select if the student is multiply disabled.</p> <p><b>NOTE:</b></p> <ul style="list-style-type: none"> <li>• Not all students with more than one disability are multiply disabled.</li> <li>• If both the <b>Secondary</b> and <b>Tertiary Disability</b> are blank, <b>Multi Disability</b> must be blank.</li> </ul>
<b>Instr Set</b>	<p>INSTRUCTIONAL-SETTING-CODE (E0173) Code table: C035</p> <p>Click  to <a href="#">select the instructional setting</a> used when providing instruction to the student.</p>
<b>Asst Tech</b>	<p>ASSISTIVE-TECH-INDICATOR-CODE (E0997) Code table: C088</p> <p>Select if the student receives or is scheduled to receive assistive technology devices/services.</p>
<b>Aud Svcs</b>	<p>AUDIOLOGICAL-SERV-IND-CODE (E0838) Code table: C088</p> <p>Select if the student is receiving or is scheduled to receive audiological services.</p>
<b>Coun Svcs</b>	<p>COUNSELING-SERVICES-IND-CODE (E0840) Code table: C088</p> <p>Select if the student is receiving or is scheduled to receive counseling services.</p>
<b>ECI</b>	<p>EARLY-CHILDHOOD-INTERV-IND-CODE (E0900) Code table: C088</p> <p>Select if the student participates in the Early Childhood Intervention (ECI) program. If selected, the student's grade level must be EE. Leave blank if the student is over two years old or not in the program.</p>
<b>Medical Fragile</b>	<p>MEDICALLY-FRAGILE-IND-CODE (E0999) Code table: C088</p> <p>Select if the student has a serious ongoing illness or chronic condition anticipated to last 12 or more months and requires routine use of medical devices or assistive technology.</p>
<b>Interp Svcs</b>	<p>INTERPRETING-SERVICES-TYPE-CODE (E1040) Code table: C174</p> <p>Indicate the type of interpretive services the student receives or is scheduled to receive.</p>
<b>Medical Diag</b>	<p>MEDICAL-DIAGNOSTIC-SERV-IND-CODE (E0841) Code table: C088</p> <p>Select if the student is receiving or is scheduled to receive medical diagnostic services.</p>
<b>Occup Thrpy</b>	<p>OCCUPATIONAL-THERAPY-IND-CODE (E0843) Code table: C088</p> <p>Select if the student receives or is schedule to receive occupational therapy.</p>

<b>Orient Trng</b>	ORIENT-MOBILITY-TRNG-IND-CODE (E0844) Code table: C088  Select if the student is receiving or is scheduled to receive orientation mobility training.
<b>Phys Thrpy</b>	PHYSICAL-THERAPY-IND-CODE (E0845) Code table: C088  Select if the student is receiving or is scheduled to receive physical therapy.
<b>PPCD</b>	PRESCHL-PROG-CHLDRN-WITH-DISAB-IND-CD (E0899) Code table: C088  Select if the student is enrolled in the Preschool Program for Children with Disabilities (PPCD). If selected, the student's grade level must be EE, PK, or KG, and the PPCD Location field is required.
<b>Psych Svcs</b>	PSYCHOLOGICAL-SERVICES-IND-CODE (E0846) Code table: C088  Select if the student is receiving or is scheduled to receive psychological services.
<b>Rec Thrpy</b>	RECREATION-IND-CODE (E0847) Code table: C088  Select if the student is receiving or is scheduled to receive recreational therapy.
<b>RDSPD</b>	REG-DAY-SCH-PROG-DEAF-CODE (E0833) Code table: C067  Indicate if the student is enrolled in the Regional Day School Program for the Deaf.
<b>Sch Hlth</b>	SCHOOL-HEALTH-SERVICES-IND-CODE (E0848) Code table: C088  Select if the student is receiving or is scheduled to receive school health services.
<b>Soc Wrk</b>	SOCIAL-WORK-SERVICES-IND-CODE (E0849) Code table: C088  Select if the student is receiving or is scheduled to receive social work services.
<b>Speech Ther</b>	SPEECH-THERAPY-INDICATOR-CODE (E0857) Code table: C095  Indicate if the student receives speech therapy services.
<b>Transport</b>	TRANSPORTATION-INDICATOR-CODE (E0851) Code table: C088  Select if transportation is provided for the student.
 <a href="#">Delete a row.</a>	Click  to delete a row. The row is shaded red to indicate that it will be deleted when the record is saved.  Click <b>Save</b> .

Click **Save**.



**Add**

[Add a student.](#)

Click to add a student who does not already exist in ASCENDER State Reporting tables. Manual entry of a student is rare and generally only needed when a district is using ASCENDER State Reporting only. Most districts extract the data from ASCENDER. If you add or modify a student record in ASCENDER State Reporting, you should also update in ASCENDER (live).

<b>State Stu ID</b>	This field is required only if you are adding a new student in State Reporting. Otherwise, the ID is extracted from Registration and not editable. <ul style="list-style-type: none"> <li>• The first character must start with S or 0-8.</li> <li>• The first three characters cannot be 000, 666, or 900-999.</li> <li>• The middle digits (4th and 5th digit) cannot be 00.</li> <li>• The last four digits cannot be 0000.</li> <li>• The number cannot be 123456789, 219099999, or 078051120.</li> </ul>
---------------------	---

The following fields are required:

<b>Fall</b>	<b>Summer</b>	<b>Extended</b>
<ul style="list-style-type: none"> <li>• <b>State Stu ID</b></li> <li>• <b>First Name</b></li> <li>• <b>Last Name</b></li> <li>• <b>Sex</b></li> <li>• <b>Date of Birth</b></li> <li>• <b>Grade Level</b></li> <li>• At least one race must be selected.</li> <li>• <b>TX Unique Student ID</b></li> <li>• <b>Attribution Code</b></li> <li>• <b>Economic Disadvantage</b></li> <li>• <b>Homeless Status</b></li> <li>• <b>Asylee/Refugee</b></li> <li>• <b>As of Status</b></li> </ul>	<ul style="list-style-type: none"> <li>• <b>State Stu ID</b></li> <li>• <b>First Name</b></li> <li>• <b>Last Name</b></li> <li>• <b>Sex</b></li> <li>• <b>Date of Birth</b></li> <li>• <b>Grade</b></li> <li>• At least one race must be selected.</li> <li>• <b>TX Unique Student ID</b></li> <li>• <b>Attribution Code</b></li> <li>• <b>Economic Disadvantage</b></li> <li>• <b>Homeless Status</b></li> <li>• <b>Asylee/Refugee</b></li> <li>• <b>As of Status</b></li> <li>• <b>Campus</b></li> <li>• <b>Foundation Coursework</b></li> <li>• <b>Unaccompanied Youth Status</b> (if <b>Homeless Status</b> is not 0)</li> <li>• <b>Career and Technical Ed</b></li> <li>• <b>Foster Care</b></li> <li>• <b>Military Connected</b></li> </ul>	<ul style="list-style-type: none"> <li>• <b>State Stu ID</b></li> <li>• <b>First Name</b></li> <li>• <b>Last Name</b></li> <li>• <b>Sex</b></li> <li>• <b>Date of Birth</b></li> <li>• <b>Grade Level</b></li> <li>• At least one race must be selected.</li> <li>• <b>TX Unique Student ID</b></li> <li>• <b>Foster Care</b></li> </ul>

Click **Save**.

<b>Delete</b>	<p><a href="#">Delete all of the student's records.</a></p> <p>Click <b>Delete</b> to delete all of the student's records. A confirmation message is displayed.</p> <p>Click <b>OK</b> to continue. Otherwise, click <b>Cancel</b>.</p>
<b>Change ID</b>	<p><a href="#">Change the student's ID.</a></p> <p>The <b>Change ID</b> button is disabled until a student is retrieved on the page.</p> <p>Retrieve a student, and click <b>Change ID</b>. The <b>Change Student ID</b> section is displayed at the top of the page.</p> <p>In the <b>New Student ID</b> field, type a valid social security number that you would like to change the existing ID to, and then click <b>Submit</b>.</p> <p>The <b>Change Student ID</b> dialog box is displayed prompting you to review the change ID request information and accept the information if it is correct.</p> <p>Click <b>OK</b> to continue. Otherwise, click <b>Cancel</b>.</p>
<b>Prev and Next</b>	<p><a href="#">Scroll through students.</a></p> <p>Once a student is retrieved, click <b>Prev</b> or <b>Next</b> to scroll to the previous or next student alphabetically.</p>



## Back Cover