



# Fall Reports



# Table of Contents

**Fall Reports** ..... 1



# Fall Reports

## State Reporting > Reports > Fall

The Fall reports are used to verify that data in the State Reporting tables is correct for the fall submission.

### Run a report:

Click a report title to generate the report.

#### Finance Report Group:

- **Budget Detail - XX00** - Displays data from [Maintenance > Fall > Finance Budget](#).
- **Budget Detail - XXX0** - Displays data from [Maintenance > Fall > Finance Budget](#).
- **Budget Recap - Class/Fund/Yr** - Displays data from [Maintenance > Fall > Finance Budget](#).
- **Budget Summary - XX00** - Displays data from [Maintenance > Fall > Finance Budget](#).

#### Organization Report Group:

- **Contracted Instructional Staff** - Displays data from [Maintenance > Organization > Contracted Instructional Staff](#).
- **District/Campus** - Displays data from [Maintenance > Organization > County District and Maintenance > Organization > Campus ID](#).
- **Shared Services** - Displays data from [Maintenance > Organization > Shared Services Arrangement](#).

#### Staff Report Group:

- **Classroom Responsibilities** - Displays data from [Maintenance > Fall > Staff > Classroom Responsibilities](#).
- **Fall Staff Demo Data** - Displays data from [Maintenance > Fall > Staff > Demo and Experience](#).
- **Non-Classroom Responsibilities** - Displays data from [Maintenance > Fall > Staff > Nonclassroom Responsibilities](#).
- **Payroll Data** - Displays data from [Maintenance > Fall > Staff > Payroll](#).

#### Student Report Group:

- **CTE Program/Course Data** - Displays data from [Maintenance > Fall > Student > Career & Technical Education](#).
- **Enrollment Data** - Displays data from [Maintenance > Fall > Student > Enrollment](#).
- **Fall Student Demo** - Displays data from [Maintenance > Fall > Student > Demographic](#).
- **Special Education** - Displays data from [Maintenance > Fall > Student > Special Ed](#).
- **Student Leaver Data** - Displays data from [Maintenance > Fall > Student > Leaver](#).


[Review, save, and/or print the report.](#)

**Review the report using the following buttons:**


Click  to go to the first page of the report.


Click  to go back one page.


Click  to go forward one page.

Click  to go to the last page of the report.

**The report can be viewed and saved in various file formats.**

Click  to save and print the report in PDF format.

Click  to save and print the report in CSV format. (This option is not available for all reports.) When a report is exported to the CSV format, the report headers may not be included.

Click  to close the report window. Some reports may have a **Close Report**, **Exit**, or **Cancel** button instead.



## Back Cover