



Summer Reports

Table of Contents

Summer Reports 1

Summer Reports

TSDS > Reports > Summer

The TSDS Summer reports are used to verify that data in the PEIMS tables is correct for the summer submission.

Run a report:

Click a report title to generate the report.

Course Selection Report Group:

- **Course Section** - Displays data from [Maintenance > Summer > Course Section](#).

Organization Report Group:

- **District/Campus** - Displays data from [Maintenance > Organization > County District](#) and [Maintenance > Organization > Campus ID](#).

Staff Report Group:

- **Course Section Student Totals** - Displays a list of instructors with the number of students by course section. The data is collected from the Campus Course Section and Staff - Teacher Assignment records, and is based on the PRF7D074 - Class Roster - All Teachers report.
- **Summer Staff Demo Data** - Displays data from [Maintenance > Summer > Staff > Demo and Experience](#).
- **Teaching Assignments** - Displays data from [Maintenance > Summer > Staff > Teaching Assignments](#).

Student Report Group:


- **Basic Attendance** - Displays data from [Maintenance > Summer > Student > Basic Att.](#)
- **CTE Attendance** - Displays data from [Maintenance > Summer > Student > CTE Att.](#)
- **CTE Flexible Attendance** - Displays data from [Maintenance > Summer > Student > Flexible CTE Att.](#)
- **CTE Verification with Course Completion** - Lists students who have CTE indicator 1 on the summer demo record and no course completion records for CTE courses. The report also lists students who have CTE indicator 0 on the summer demo record and one or more records for CTE courses.
- **Course Completion** - Displays data from [Maintenance > Summer > Student > Course Compl.](#)
- **Discipline Data** - Displays data from [Maintenance > Summer > Student > Discipline.](#)
- **Flexible Attendance** - Displays data from [Maintenance > Summer > Student > Flexible Att.](#)
- **Restraint Data** - Displays data from [Maintenance > Summer > Student > Restraint.](#)
- **Special Ed Attendance** - Displays data from [Maintenance > Summer > Student > Spec Ed Att.](#)
- **Special Ed Flexible Attendance** - Displays data from [Maintenance > Summer > Student > Flexible Spec Ed Att.](#)

- **Summer Student Demo Data** - Displays data from [Maintenance > Summer > Student > Demo](#).
- **Title 1 Part A Data** - Displays data from [Maintenance > Summer > Student > Title I Part A](#).


[Review, save, and/or print the report.](#)

Review the report using the following buttons:


Click  to go to the first page of the report.


Click  to go back one page.


Click  to go forward one page.

Click  to go to the last page of the report.

The report can be viewed and saved in various file formats.

Click  to save and print the report in PDF format.

Click  to save and print the report in CSV format. (This option is not available for all reports.) When a report is exported to the CSV format, the report headers may not be included.

Click  to close the report window. Some reports may have a **Close Report**, **Exit**, or **Cancel** button instead.



Back Cover