



specialeddiv

Table of Contents

Special Ed (Fall) 1

Special Ed (Fall)

TSDS > Maintenance > Fall > Student > Special Ed

Update data for the *StudentSpecialEdProgramAssociationExtension* complex type as needed.

The *StudentSpecialEdProgramAssociationExtension* complex represents the special education program(s) that a student participates in or receives services from.


Modify a record:

Select a student

To retrieve a student's records, select the student in one of the following ways:

Stu ID	Begin typing the student ID. As you begin typing the student ID, a drop-down list displays students whose ID matches the numbers you have typed. The drop-down list displays the students' full name and grade level. From the drop-down list you can select the student.
Stu Name	<p>Begin typing the student's name in one of the following formats:</p> <ul style="list-style-type: none"> • Last name, comma, first name • Last name initial, comma, first name initial <p>As you begin typing the name, a drop-down list displays students whose names match the letters you have typed. The drop-down list also displays student IDs, and grade levels. From the drop-down list you can select the student.</p>
Texas Unique Stu ID	Begin typing the student's Texas Unique Student ID. As you begin typing the ID, a drop-down list displays students whose ID matches the numbers you have typed. The drop-down list also displays student's last name, first name, middle name, and grade level. From the drop-down list you can select the student.
Directory	Click Directory to select a student from the directory .

Click **Retrieve** to retrieve the selected student.

Field	Description
Primary Disability	<p>PRIMARY-DISABILITY-CODE (E0041) Code table: C053</p> <p>Click  to select the code indicating the student's primary disability as recorded in the student's Individualized Education Program (IEP).</p> <p>Rule 41163-0003: At least one disability must be selected for a special education student.</p>



Field	Description
Secondary Disability	<p>SECONDARY-DISABILITY-CODE (E0834) Code table: C053</p> <p>Select the secondary type of disability recorded in the student's IEP.</p> <p>Rule 41163-0002: This field cannot be set to 14 for a special education student.</p>
Tertiary Disability	<p>TERTIARY-DISABILITY-CODE (E0835) Code table: C053</p> <p>Select the tertiary or third disability recorded in the student's IEP.</p> <p>Rule 41163-0002: This field cannot be set to 14 for a special education student.</p>

- Edit 16338: The **Primary Disability**, **Secondary Disability**, and **Tertiary Disability** fields cannot all be the same.

Multiply Disabled	<p>MULTIPLY-DISABLED-INDICATOR-CODE (E0882) Code table: C088</p> <p>Select if the student was designated by the Admission, Review, and Dismissal (ARD) committee as multiply disabled during the reporting period.</p>
Instructional Setting	<p>INSTRUCTIONAL-SETTING-CODE (E0173) Code table: C035</p> <p>Select the code for the setting used to provide instruction to student.</p>

Click **Save**.

Other functions and features:

Add	Add a student.
	<p>Delete a row.</p> <p>Click  to delete a row. The row is shaded red to indicate that it will be deleted when the record is saved.</p> <p>Click Save.</p>
Delete	<p>Delete all of the student's records.</p> <p>Click Delete to delete all of the student's records. A confirmation message is displayed.</p> <p>Click OK to continue. Otherwise, click Cancel.</p>

Change ID	<p>Change the student's ID.</p> <p>The Change ID button is disabled until a student is retrieved on the page.</p> <p>Retrieve a student, and click Change ID. The Change Student ID section is displayed at the top of the page.</p> <p>In the New Student ID field, type a valid social security number that you would like to change the existing ID to, and then click Submit.</p> <p>The Change Student ID dialog box is displayed prompting you to review the change ID request information and accept the information if it is correct.</p> <p>Click OK to continue. Otherwise, click Cancel.</p>
Prev and Next	<p>Scroll through students.</p> <p>Once a student is retrieved, click Prev or Next to scroll to the previous or next student alphabetically.</p>



Back Cover