



# finance



# Table of Contents

**Finance Actual (Midyear)** ..... 1



# Finance Actual (Midyear)





## TSDS > Maintenance > Mid Year > Finance Actual

Update data for the *ActualExtension* complex type as needed.

The *ActualExtension* complex represents the sum of the financial transactions to date relating to a specific account.

### Modify a record:



Click **+Add** to add a blank row.

Field	Description
<b>Fund</b>	FUND-CODE (E0316) Code table: C145  Select the fund group and specific fund (when applicable) for actual financial data for budget and payroll. Click  to add or change the code for the field.
<b>Func</b>	FUNCTION-CODE (E0317) Code table: C146  Select the general operational area which groups together related activities. Click  to add or change the code for the field.
<b>Object</b>	OBJECT-CODE (E0318) Code table: C159  Select the account, transaction, or source of funds indicating the major account group to which a transaction is posted or to which the associated monies are related. Click  to add or change the code for the field.
<b>Org</b>	ORGANIZATION-CODE (E0319)  Type the code used to identify the campus within the district with which the account is associated, up to three digits.
<b>Fscl Yr</b>	FISCAL-YEAR (E0974)  Type the last digit of the current fiscal year for the fund (e.g., the fiscal year is 9 for the 2018-2019 fiscal year).
<b>Pgm</b>	PROGRAM-INTENT-CODE (E0320) Code table: C147  Select the code indicating the cost of instruction and other services directed toward a particular need of a specific set of students, but not the demographic makeup of the students served. Click  to add or change the code for the field.

Field	Description
<b>Amount</b>	BUDGET-AMOUNT (E0321)  Type the dollar value associated with budget financial account information rounded to the nearest dollar. This amount comes from the general ledger.
<b>Actual Total</b>	The totals for all pages retrieved is displayed. The value will be automatically updated when an amount in any field is updated.

Click **Save**.

### Other functions and features:

	<p><a href="#">Delete a row.</a></p> <p>Click  to delete a row. The row is shaded red to indicate that it will be deleted when the record is saved.</p> <p>Click <b>Save</b>.</p>
<b>Retrieve</b>	<p><a href="#">Retrieve an account.</a></p> <p>Discard unsaved changes, and retrieve information since the last time data was saved.</p>



## Back Cover