



# **(OBSOLETE) Finance Budget (Fall)**



# Table of Contents

**Finance Budget (Fall)** ..... 1



# Finance Budget (Fall)

## State Reporting > Maintenance > Fall > Finance Budget

Update data for the *BudgetExtension* complex type as needed.




The *BudgetExtension* complex represents the amount of monies allocated to be spent or received by an education organization as related to a specific account.


[Cross reference for Finance Budget tab:](#)

State Reporting Field	Element	ASCENDER Field(s)
FscI Yr	FISCAL-YEAR (E0974)	Calculated
Budget Total		Calculated
<b>Finance &gt; Maintenance &gt; Create Chart of Accounts</b>		
Fund	FUND-CODE (E0316) (Code table: C145)	Account Code
Func	FUNCTION-CODE (E0317) (Code table: C146)	Account Code
Object	OBJECT-CODE (E0318) (Code table: C159)	Account Code
Org	ORGANIZATION-CODE (E0319)	Account Code
Pgm	PROGRAM-INTENT-CODE (E0320) (Code table: C147)	Account Code
<b>Finance &gt; Inquiry &gt; General Ledger Inquiry &gt; General Ledger Inquiry</b>		
Amount	BUDGET-AMOUNT (E0321)	



### Modify a record:

Click **+Add** to add a blank row.

<b>Fund</b>	FUND-CODE (E0316) Code table: C145  Select the fund group and specific fund (when applicable) for actual financial data for budget and payroll. Click  to add or change the code for the field.
<b>Func</b>	FUNCTION-CODE (E0317) Code table: C146  Select the general operational area which groups together related activities. Click  to add or change the code for the field.
<b>Object</b>	OBJECT-CODE (E0318) Code table: C159  Select the account, transaction, or source of funds indicating the major account group to which a transaction is posted or to which the associated monies are related. Click  to add or change the code for the field.

<b>Org</b>	<p>ORGANIZATION-CODE (E0319)</p> <p>Type the code used to identify the campus within the district with which the account is associated, up to three digits.</p>
<b>FscI Yr</b>	<p>FISCAL-YEAR (E0974)</p> <p>Type the last digit of the current fiscal year for the fund (e.g., the fiscal year is 9 for the 2018-2019 fiscal year).</p>
<b>Pgm</b>	<p>PROGRAM-INTENT-CODE (E0320) Code table: C147</p> <p>Select the code indicating the cost of instruction and other services directed toward a particular need of a specific set of students, but not the demographic makeup of the students served.</p> <p>Click  to add or change the code for the field.</p>
<b>Amount</b>	<p>BUDGET-AMOUNT (E0321)</p> <p>Type the dollar value associated with budget financial account information rounded to the nearest dollar. This amount comes from the general ledger.</p>
<b>Budget Total</b>	<p>The totals for all pages retrieved is displayed. The value will be automatically updated when an amount in any field is updated.</p>

Click **Save**.

	<p><a href="#">Delete a row.</a></p> <p>Click  to delete a row. The row is shaded red to indicate that it will be deleted when the record is saved.</p> <p>Click <b>Save</b>.</p>
<b>Retrieve</b>	<p><a href="#">Retrieve an account.</a></p> <p>Discard unsaved changes, and retrieve information since the last time data was saved.</p>



## Back Cover