



Options

Table of Contents





Options 1

Options

State Reporting > Options

This page allows you to set the school year for the application and the as-of date for the fall extracts. The school year is used by all maintenance pages for looking up data for all edit tables and drop-down lists. The school year is also used to look up codes in the edit tables for reports (where applicable). You can also record the generic program codes used to track participation in various programs.

Update data:

Field	Description
Submission Year	<p>Type the ending year of the school year for which you will be submitting data. The submission year is edited to ensure a valid year is entered and that code table data is loaded for the year specified.</p> <p>If you change the date, all district and campus data is deleted except for the District ID and District Name fields on Maintenance > Organization > County District, and the Campus and Campus Name fields on Maintenance > Organization > Campus ID.</p>
As-of Date	Type the fall as-of date provided by the TEA. Or, click the field to select the date from a calendar. The as-of date is edited to ensure a valid date is entered. This date is used in the fall staff and fall student extracts.
School Start Window (SSW) Date	Type the school-start window date set by the TEA for the current school year. Or, click the field to select the date from a calendar.
Generic Program for Dyslexia Reporting	<p>DYSLEXIA-INDICATOR-CODE (E1530) (S1) Code table: C088</p> <p>Type or click  to select the code indicating the local program used to track students identified as dyslexic.</p>
Generic Program for Early College High School Reporting	<p>ECHS-INDICATOR-CODE (E1560) (S1, S3, S4) Code table: C088</p> <p>Type or click  to select the code indicating the local program used to track students participating in the Early College High School (ECHS) program.</p>
Generic Program for T-STEM Academy Reporting	<p>T-STEM-INDICATOR-CODE (E1559) (S1, S3, S4) Code table: C088</p> <p>Type or click  to select the code indicating the local program used to track students participating in the Texas Science, Technology, Engineering and Mathematics (T-STEM) Initiative program.</p>
Generic Program for IGC Reporting	<p>INDIVIDUAL-GRADUATION-COMMITTEE-REVIEW-CODE (E1563) (S3) Code table: C201</p> <p>Type or click  to select the code indicating the local program used to track students assigned to an Individual Graduation Committee (IGC).</p>

On pages in TxELS TSDS where student records are retrieved, you can click **Prev** and **Next** to view the previous and next students in alpha order within a campus or grade level. The following options allow you to indicate if you want to scroll through students within a campus, grade level, or both. If both are selected, the sort is by campus then grade level.

Sort Prev/Next Student Search by Campus	Select to view students alphabetically within the campus of the retrieved student.
Sort Prev/Next Student Search by Grade	Select to view students alphabetically within the grade level of the retrieved student.

Click **Save**.

Other functions and features:

Retrieve	Discard unsaved changes. Discard unsaved changes, and retrieve information since the last time data was saved.
-----------------	---



Back Cover