



Extended Reports

Table of Contents

Extended Reports 1

Extended Reports

State Reporting > Reports > Extended

The Extended reports are used to verify that data in the State Reporting tables is correct for the extended submission.

Run a report:

Click a report title to generate the report.

Organization Report Group:


- **District/Campus** - Displays data from [Maintenance > Organization > County District](#) and [Maintenance > Organization > Campus ID](#).


Student Report Group:


- **ADSY Basic Attendance Extended** - Displays data from [Maintenance > Extended > Student > ADSY Basic Att.](#)
- **ADSY Special Ed Attendance Extended** - Displays data from [Maintenance > Extended > Student > ADSY Spec Ed Att.](#)
- **CTE Flexible Attendance Extended** - Displays data from [Maintenance > Extended > Student > Flex Attendance CTE.](#)
- **Course Completion Extended** - Displays data from [Maintenance > Extended > Studnet > Course Completion.](#)
- **Extended Student Demo Data** - Displays data from [Maintenance > Extended > Student > Demo.](#)
- **Flexible Attendance Extended** - Displays data from [Maintenance > Extended > Student > Flexible Att.](#)
- **Special Ed Flexible Attendance Extended** - Displays data from [Maintenance > Extended > Student > Flex Attendance Special Ed.](#)
- **Student ESY Data** - Displays data from [Maintenance > Extended > Student > ESY.](#)


[Review, save, and/or print the report.](#)

Review the report using the following buttons:


Click  to go to the first page of the report.


Click  to go back one page.


Click  to go forward one page.

Click  to go to the last page of the report.

The report can be viewed and saved in various file formats.

Click  to save and print the report in PDF format.

Click  to save and print the report in CSV format. (This option is not available for all reports.) When a report is exported to the CSV format, the report headers may not be included.

Click  to close the report window. Some reports may have a **Close Report**, **Exit**, or **Cancel** button instead.



Back Cover